

The logo for IBP Industries, Inc. features the letters 'IBP' in a large, bold, serif font with a metallic, 3D effect. A small white sphere is positioned above the letter 'I'. Below 'IBP', the words 'INDUSTRIES, INC.' are written in a smaller, white, sans-serif font.

IBP
INDUSTRIES, INC.



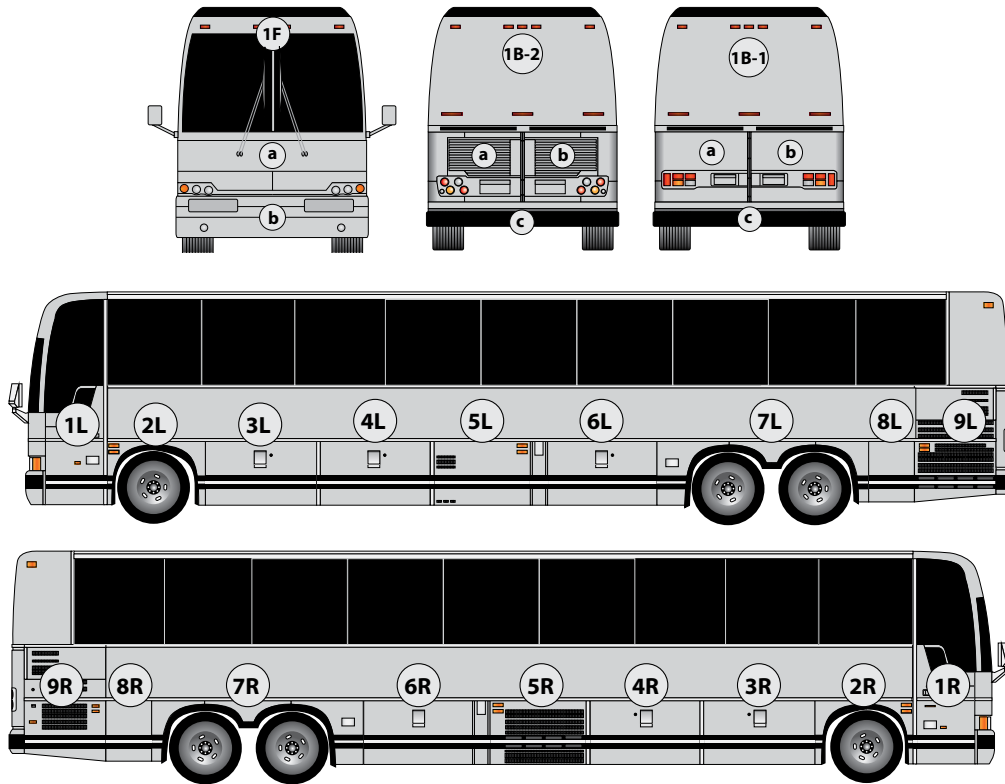
PREVOST
XLII BUS

B O D Y P A R T S C A T A L O G

Location Key for PREVOST XLII BUS

Door Assemblies, Body Panels, Rub Rails & Components

(From 2000 to 2006 From SN Y-7046 to 8-9339)



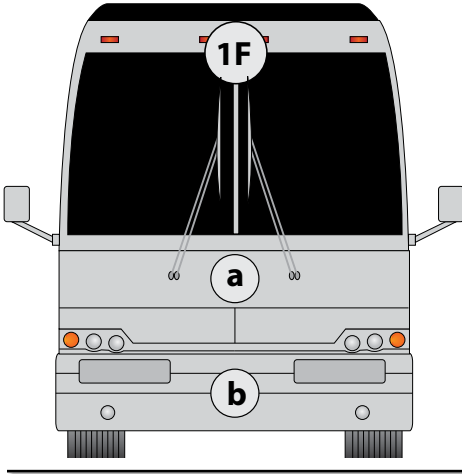
L & R following each location number indicates left & right.
F & B indicates front & back.

INDEX

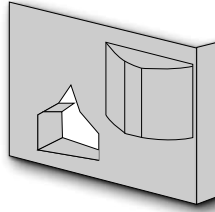
Parts & ComponentsPage	6L..... 10
Rub Rails..... 23	7L..... 11
Parts List..... 24	8L..... 12
	9L..... 13
Front & Back of Bus	Right Side of Bus
<i>Location</i>Page	<i>Location</i>Page
1F 2	1R..... 14
1B-1..... 3	2R..... 15
1B-2..... 4	3R..... 16
	4R..... 17
Left Side of Bus	5R..... 18
<i>Location</i>Page	6R..... 19
1L..... 5	7R..... 20
2L..... 6	8R..... 21
3L..... 7	9R..... 22
4L..... 8	
5L..... 9	

All listed parts are manufactured by IBP Industries to OEM specifications

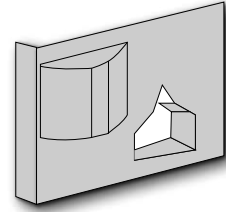
Front Panels & Bumpers



Front Panels



- (b) 474088 Panel - Lower L.H.
Up to SN 4-8358
- 477474 Panel - Lower L.H.
From SN 4-8359



- (b) 474087 Panel - Lower R.H.
Up to SN 3-8108 Model XL-45
- 475777 Panel - Lower R.H.
From SN 3-8109 Up to SN 4-8358 Model XL-45
- 477475 Panel - Lower R.H.
Without Head Lamp Washer From SN 4-8359

Front Cap

From SN Y-7046 Up to SN 8-9339 Model XL-45, MTH-40, MTH-45, MTH-45S
473735 Call C/S

NOTES:

Front Panels



- (a) 477469 Panel SS / Streetside / S.B.
Up to SN 6-8906 Model XL-45
Coach With Stainless Steel Side Lower Panelling

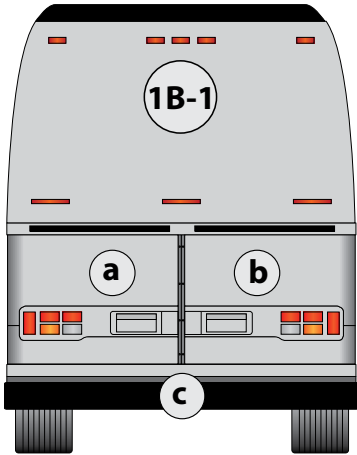


- (a) 477470 Panel SS / Curbside / S.B.
Up to SN 6-8906 Model XL-45



- (a) 473875 Panel - LH/RH / SS / SB
Up to SN 4-8358
Coach With Stainless Steel Side Lower Panelling

Rear Panels & Bumpers



NOTES: _____

Engine Door



- (a) 285935 Panel - Upper, LH Engine Door / POL
Model XL-45
Bus With "Option" Upper & Lower SS Rear Panelling



- (a) 285934 Panel - Lower, LH Engine Door / POL
Model XL-45
Bus With "Option" Upper & Lower SS Rear Panelling
Bus With "Option" Fluted Lower Panelling



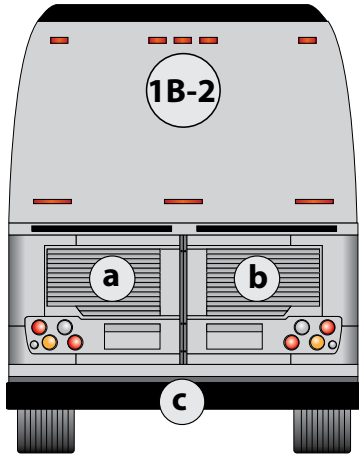
- (b) 285886 Panel - Upper, RH Engine Door / POL
Model XL-45
Bus With "Option" Upper & Lower SS Rear Panelling




- (b) 285885 Panel - Lower, RH Engine Door / POL
Model XL-45
Bus With "Option" Upper & Lower SS Rear Panelling
Bus With "Option" Fluted Lower Panelling

All listed parts are manufactured by IBP Industries to OEM specifications

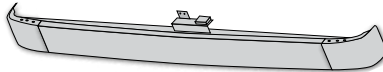
Rear Panels & Bumpers



Rear Bumper



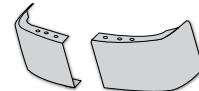
- (c) 410740P Bumper - Assy, Rear Black
Model XL-45, MTH-45S



- 410741P Bumper - Assy, Rear Black / W/Trailer Hitch
Up to SN 2-7888 Model XL-45, MTH-45S




- 410738 Bumper - Rear Center / Black
Up to SN 2-7888 Model XL-45, MTH-45S
- 410563 Bumper - Rear Center / Black
From SN 2-7889 Model XL-45, MTH-45S
- 411214 Bumper - Rear Center / Black
Model XL-45, MTH-45S

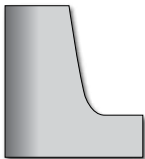


- 410748 Bumper - Corner / Black
Model XL-45, MTH-45S

Engine Door - LH



- (a) 285375 Panel - Upper, LH Engine Door / S.B.
Up to SN 6-8906 Model XL-45
Bus With "Option" Upper & Lower SS Rear Panelling



- (a) 286046 Panel - Lower, LH Engine Door / S.B.
Up to SN 6-8906 Model XL-45
Bus With "Option" Fluted Lower Panelling

Engine Door - RH



- (b) 285376 Panel - Upper, RH Engine Door / S.B.
Up to SN 6-8906 Model XL-45
Bus With "Option" Upper & Lower SS Rear Panelling



- (b) 286047 Panel - Lower, RH Engine Door / S.B.
Up to SN 6-8906 Model XL-45
Bus With "Option" Fluted Lower Panelling
Bus With "Option" Upper/Lower SS Rear Panelling

Engine Door - LH/RH



- (a) 285378 Panel - Upper & Lower Engine Door / S.B.
Up to SN 6-8906 Model XL-45
Bus With "Option" Fluted Lower Panelling
Bus With "Option" Upper/Lower SS Rear Panelling
- (b)

NOTES: _____

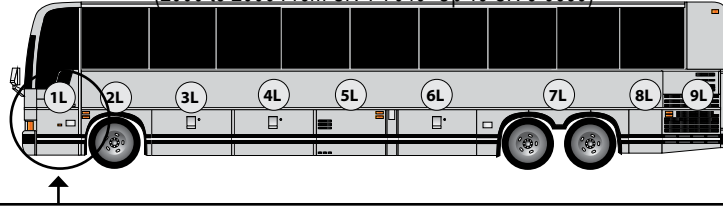
XLII Bus

(2000 to 2006 From SN Y-7046 Up To SN 8-9339)


Location 1L

Location 1L


Front Side Service Doors




Service Door - Smooth



- 286074 Panel - Fiberglass / Coach
Up to SN 4-8335 Model XL-45
- 281020 Panel - Fiberglass / Coach
From SN 4-8336 Up to SN 6-8906 Model XL-45
- 287164 Panel - Fiberglass / Coach
Up to SN 4-8335 Model XL-45
Use With Bus With Fluted Lower Panelling W/Out Docking Light
- 281035 Panel - Fiberglass / Coach
From SN 4-8336 Up to SN 6-8906 Model XL-45
Use With Bus With Fluted Lower Panelling W/Out Docking Light



- 289896 Panel - Fiberglass / Coach
Up to SN 4-8335 Model XL-45
Use With Bus With Fluted Lower Panelling With Docking Light
- 281034 Panel - Fiberglass / Coach
From SN 4-8336 Model XL-45
Use With Bus With Fluted Lower Panelling With Docking Light
- 288627 Panel - Fiberglass / Coach
Model XL-45
Use With Bus With Flat Lower Panelling With Docking Light




- 287144 Panel - Lower / S.B.
Up to SN 6-8906 Model XL-45
Use With Bus With Fluted Lower Panelling With Docking Light

Service Door - Fluted

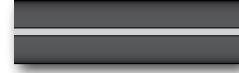


- 287889 Panel - Upper / S.B.
Up to SN 4-8335, Model XL-45
Use With Bus With Fluted Lower Panelling With Docking Light
- 281039 Panel - Upper / S.B.
From SN 4-8336 Up to SN 6-8906 Model XL-45
Use With Bus With Fluted Lower Panelling With Docking Light



- 287916 Panel - Upper / S.B.
Up to SN 4-8335 Model XL-45
Use With Bus With Fluted Lower Panelling W/Out Docking Light
- 281038 Panel Upper / S.B.
From SN 4-8336 Up to SN 6-8906 Model XL-45
Use With Bus With Fluted Lower Panelling W/Out Docking Light

Rub Rail



- 474766 Rub Rail Assy - W/1" Screw
Model XL-45, MTH-40, MTH-45, MTH-45S 31.25"

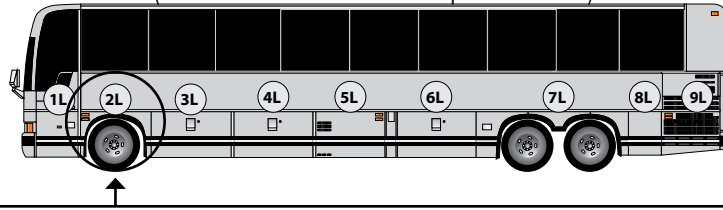
NOTES:

All listed parts are manufactured by IBP Industries to OEM specifications


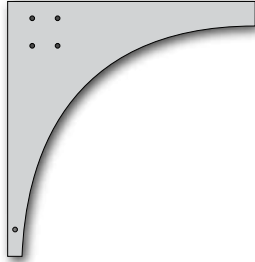
Location 2L

Location 2L

Front Wheelhouse Panels



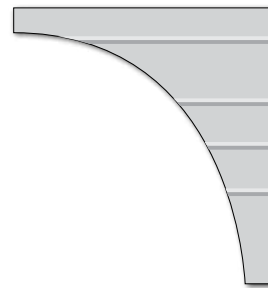
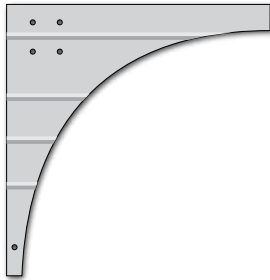
Front Fender - Smooth



- 474607 Panel - Front L.H. Forward
Up to SN 3-8164 Model XL-45
- 473738 Panel - Front L.H. Forward
From SN 4-8165 Up to SN 5-8358 Model XL-45
- 476360 Panel - Front L.H. Forward
From SN 5-8359 Model XL-45


- 474222 Panel - Upper LH & RH Backward
Up to SN 3-8164 Model XL-45
- 473718 Panel - Upper LH & RH Backward
From SN 4-8165 Model XL-45

Front Fender - Fluted



- 474857 Panel - Front L.H. Forward / S.B.
Up to SN 5-8358 Model XL-45
- 477616 Panel - Front L.H. Forward / S.B.
From SN 5-8359 Model XL-45

- 474355 Panel - Front L.H. Backward / S.B.
Up to SN 3-8164 Model XL-45, With Docking Light
- 473650 Panel - Front L.H. Backward / S.B.
From SN 4-8165 Model XL-45, With Docking Light



- 474004 Panel - Lower / S.B.
Model XL-45 3.74" X 9.56"



- 474006 Panel - Lower / S.B.
Model XL-45 4.05" X 10.03"



- 474291 Rub Rail - Assy
Model XL-45, MTH-40, MTH-45, MTH-45S 2.59"



- 474292 Rub Rail - Assy
Model XL-45, MTH-40, MTH-45 4.25"

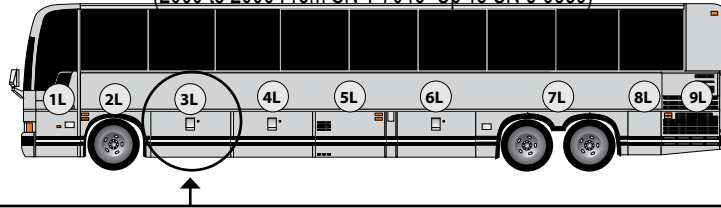
All listed parts are manufactured by IBP Industries to OEM specifications

Location 3L

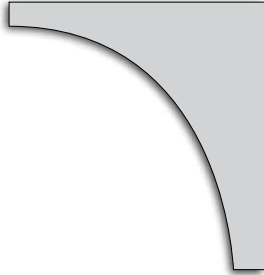
Baggage Door and Adjacent Panels

(2000 to 2006 From SN Y-7046 Up To SN 8-9339)

Location 3L



Adjacent Body Panels & Rub Rails



- 474222 Panel - Upper LH & RH Backward
Up to SN 3-8164 Model XL-45
- 473718 Panel - Upper LH & RH Backward
From SN 4-8165 Model XL-45




- 474006 Panel - Lower / S.B. 4.05" X 10.03"
Model XL-45

Rub Rails



- 474292 Rub Rail - Assy 4.25"
XL-45, MTH-40, MTH-45

Adjacent Posts



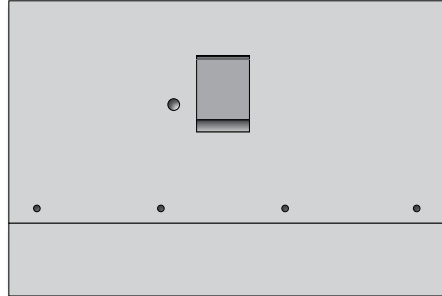
Rub Rails




- 474294 Rub Rail - Assy 1.3"
Model XL-45, MTH-45

- 474224 Finishing Post / "U" Shape Smooth 1.53" X 35.90"
Model XL-45
- 474054 Finishing Post / "U" Shape Fluted 1.53" X 35.90"
Model XL-45

Baggage Doors - Smooth



- 483519 Door - Assy, w/Flat Panel & Electric Lock 60"
Model XL-45
- 483136P Door - Assy, w/Flat Panel 60"
Model XL-45




- 483129 Panel - Upper / Flat 60"
Model XL-45



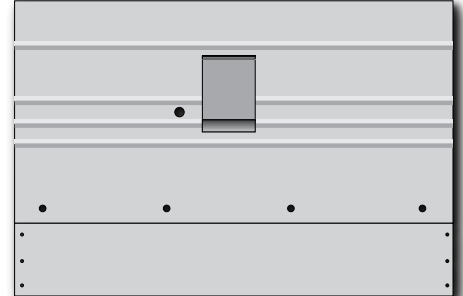
- 483220 Panel - Lower / FLAT 60"
Up to SN 1-7726 Model XL-45
- 483542 Panel - Lower / FLAT 60"
Up to SN 1-7727 Model XL-45

Rub Rails

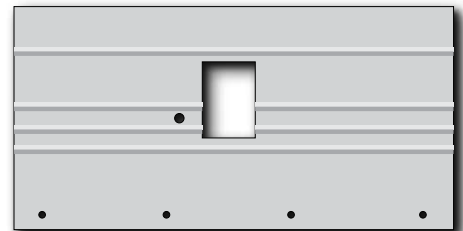


- 474293 Rub Rail - Assy 60"
Model XL-45, MTH-45


Baggage Doors - Fluted



- 483404 Door - Assy, w/Insul & Electric Lock 60"
Model XL-45, Use With Bus With Fluted Lower Panelling
- 483518 Door - Assy 60" / w/Int Panel 60"
Model XL-45
Use With Bus With Fluted Lower Panelling & w/o Electrical Lock



- 482860 Panel - Upper / S.B. 60"
Model XL-45, Use With Bus With Fluted Lower Panelling



- 481994 Panel - Lower / S.B. 60"
Model XL-45, Use With Bus With Fluted Lower Panelling

Baggage Door Hardware



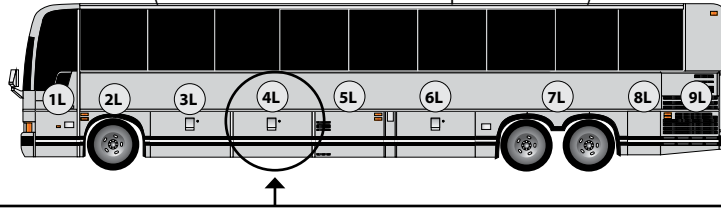
- Rivets 504746
- Weatherstrip w/60" Door 481988
- Rod Assy Lock w/60" Door 481975
- Ring Retainer 504318
- Bushing Nylon w/Shoulder 507254, 507260, 505229
- Washer 500473
- Screw Cap Hex 500163
- Roller 480478
- Retainer Rod 481011
- Rod Female 481227
- Cylinder Gaz 980024
- Rod Guide 481564
- Handle Assy 481358

All listed parts are manufactured by IBP Industries to OEM specifications

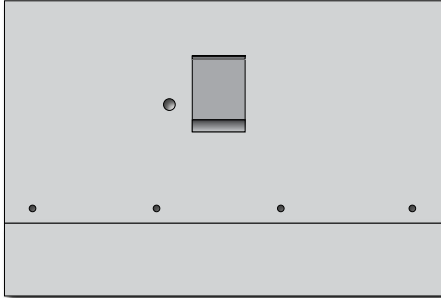
Location 4L

Location 4L


Baggage Door and Adjacent Panels




Baggage Doors - Smooth



- 483519 Door - Assy, w/Flat Panel & Electric Lock 60"
Model XL-45
- 483136P Door - Assy, w/Flat Panel 60"
Model XL-45




- 483129 Panel - Upper / Flat 60"
Model XL-45




- 483220 Panel - Lower / FLAT 60"
Up to SN 1-7726 Model XL-45
- 483542 Panel - Lower / FLAT 60"
Up to SN 1-7727 Model XL-45

Rub Rails




- 474293 Rub Rail - Assy 60"
Model XL-45, MTH-45


Baggage Doors - Fluted



- 483404 Door - Assy, w/Insul & Electric Lock 60"
Model XL-45, Use With Bus With Fluted Lower Panelling
- 483518 Door - Assy 60" / w/Int Panel 60"
Model XL-45
Use With Bus With Fluted Lower Panelling & w/o Electrical Lock



- 482860 Panel - Upper / S.B. 60"
Model XL-45, Use With Bus With Fluted Lower Panelling



- 481994 Panel - Lower / S.B. 60"
Model XL-45, Use With Bus With Fluted Lower Panelling

Adjacent Posts



- 474224 Finishing Post / "U" Shape Smooth 1.53" X 35.90"
Model XL-45
- 474054 Finishing Post / "U" Shape Fluted 1.53" X 35.90"
Model XL-45



- 474318 Finishing Post / "J" Shape Smooth 1.53" X 35.90"
Doors Model XL-45
- 474062 Finishing Post / "J" Shape Fluted 1.53" X 35.90"
Doors Model XL-45

Rub Rails



- 474294 Rub Rail - Assy 1.3"
Model XL-45, MTH-45

Baggage Door Hardware

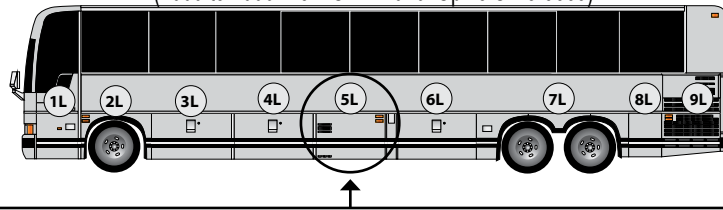


- Rivets 504746
- Weatherstrip w/60" Door 481988
- Rod Assy Lock w/60" Door 481975
- Ring Retainer 504318
- Bushing Nylonin w/Shoulder 507254, 507260, 505229
- Washer 500473
- Screw Cap Hex 500163
- Roller 480478
- Retainer Rod 481011
- Rod Female 481227
- Cylinder Gaz 980024
- Rod Guide 481564
- Handle Assy 481358

All listed parts are manufactured by IBP Industries to OEM specifications

Location 5L

Evaporator Doors & Adjacent Panels



Door Assembly - Smooth



- 483261P Evaporator Door - Assy / W/Flat Panel
Up to SN 2-7839 Model XL-45
- 483554P Evaporator Door - Assy / W/Flat Panel
From SN 2-7840 Model XL-45



- 474225 Panel - Upper / Flat
Up to SN 2-7839 Model XL-45
- 475413 Panel - Upper / Flat
From SN 2-7840 Up to SN 5-8358 Model XL-45
- 477491 Panel - Upper / Flat
From SN 5-8359 Model XL-45
- 477455 Panel - Upper / Flat / "Special Option" Hydro QC
Model XL-45




- 473446 Panel - Lower / S.B.
Up to SN 2-7839 Model XL-45
- 483600 Panel - Lower / S.B.
From SN 2-7840 Model XL-45

Door Assembly - Fluted




- 482989P Evaporator Door - Assy / W/Flat Panel
Model XL-45
- 483554P Evaporator Door - Assy / W/Flat Panel
Model XL-45



- 474055 Panel - Upper / S.B.
Up to SN 2-7839 Model XL-45
Use With Bus With Fluted Lower Panelling
- 483646 Panel - Upper / S.B.
From SN 2-7840 Up to SN 5-8358 Model XL-45
Use With Bus With Fluted Lower Panelling
- 485423 Panel - Upper / S.B.
From SN 5-8359 Model XL-45
Use With Bus With Fluted Lower Panelling
- 477489 Panel - Upper / S.B.
From SN 5-8359 Model XL-45
Use With Bus With Fluted Lower Panelling

Rub Rails



- 474301 Rub Rail - Assy
Model XL-45, MTH-45 53.11in

Adjacent Panels



- 474227 Panel - L.H. Fluted
7.87" X 26.61"
Model XL-45



- 474284 Panel - L.H. Smooth
7.87" X 26.61"
Model XL-45



- 477963 Panel - L.H. Fluted S.B.
W/Out Fuel Door
7.87" X 26.61"
Model XL-45



- 477962 Panel - L.H. W/Out Fuel Door
7.87" X 26.61"
Model XL-45



- 473130 Panel - Lower / S.B. 7.87in X 10.31in
Model XL-45

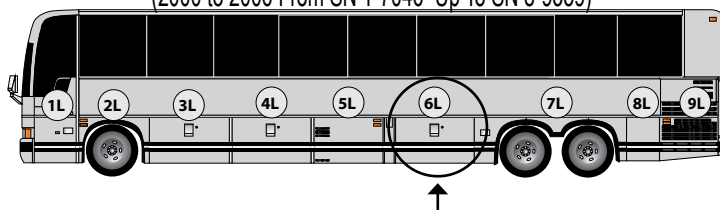


- 474296 Rub Rail - Assy 7.63in
Model XL-45, MTH-45

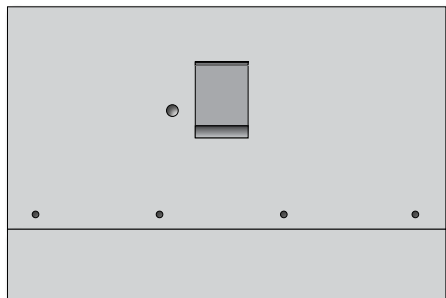
NOTES:

Location 6L


Baggage Doors & Adjacent Panels



Baggage Doors - Smooth



- 483519 Door - Assy, w/Flat Panel & Electric Lock 60"
Model XL-45
- 483136P Door - Assy, w/Flat Panel 60"
Model XL-45




- 483129 Panel - Upper / Flat 60"
Model XL-45




- 483220 Panel - Lower / FLAT 60"
Up to SN 1-7726 Model XL-45
- 483542 Panel - Lower / FLAT 60"
Up to SN 1-7727 Model XL-45

Rub Rails

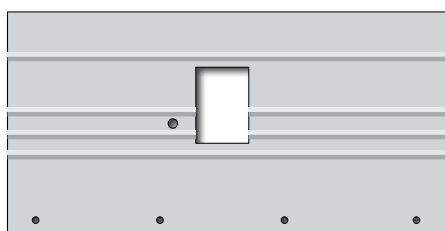


- 474293 Rub Rail - Assy 60"
Model XL-45, MTH-45

Baggage Doors - Fluted



- 483404 Door - Assy, w/Insul & Electric Lock 60"
Model XL-45, Use With Bus With Fluted Lower Panelling
- 483518 Door - Assy 60" / w/Int Panel 60"
Model XL-45
Use With Bus, With Fluted Lower Panelling & w/o Electrical Lock

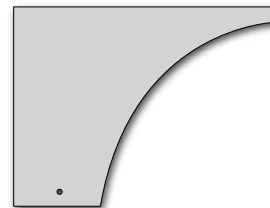


- 482860 Panel - Upper / S.B. 60"
Model XL-45, Use With Bus With Fluted Lower Panelling

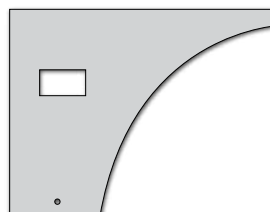


- 481994 Panel - Lower / S.B. 60"
Model XL-45, Use With Bus With Fluted Lower Panelling

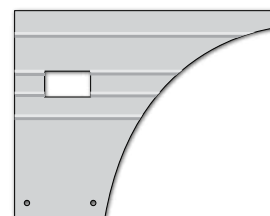
Adjacent Panels & Rub Rails



- 474220 Panel - Fender, L.H. & R.H. Forward
Model XL-45



- 477927 Panel - Fender, L.H. & R.H. Forward / W/Docking Lights
Model XL-45



- 474352 Panel - Rear L.H. Forward
Model XL-45, With Docking Light
- 474909 Panel - Rear L.H. Forward
Model XL-45, W/Out Docking Light



- 474003 Panel - Fender, Lower / S.B. 15.51" X 10.03"
Model XL-45



- 474297 Rub Rail - Assy 15.70"
XL-45, MTH-45

Baggage Door Hardware

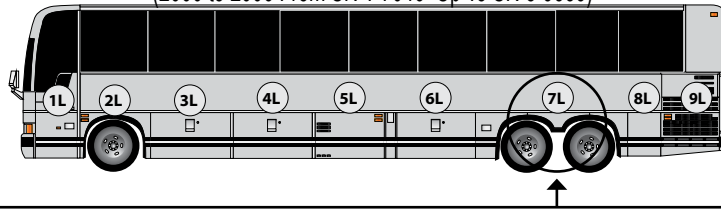


All listed parts are manufactured by IBP Industries to OEM specifications

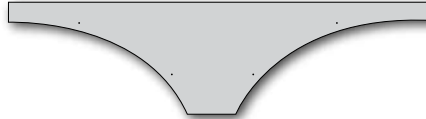
Location 7L

Location 7L

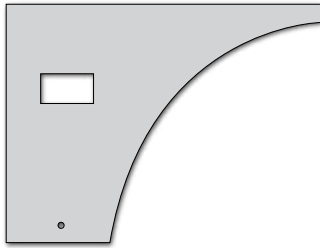
Rear Wheelhouse Panels



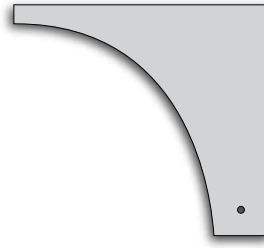
Rear Fender - Smooth



474221 Panel - Fender, Center
Model XL-45

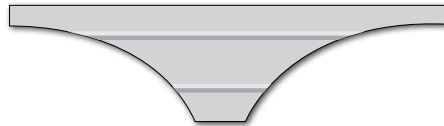


477927 Panel - Fender, L.H. & R.H. Forward / W/Docking Lights
Model XL-45
474220 Panel - Fender, L.H. & R.H. Forward
Model XL-45

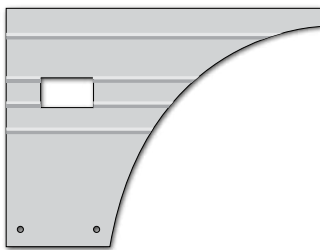


474219 Panel - Fender, L.H. & R.H. Backward
Up to SN 3-8164 Model XL-45

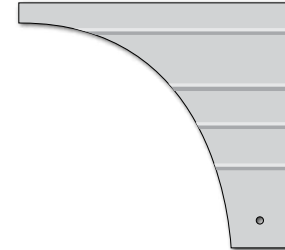
Rear Fender - Fluted



474354 Panel - Fender, Center
Model XL-45



474352 Panel - Rear L.H. Forward
Model XL-45, With Docking Light
474909 Panel - Rear L.H. Forward
Model XL-45, W/Out Docking Light



474350 Panel - Rear L.H. Backward / S.B.
Model XL-45, With Docking Light



474003 Panel - Fender, Lower / S.B. 15.51" X 10.03"
Model XL-45



473995 Panel - Fender, Lower / S.B. 5" X 8.07"
Model XL-45

Rub Rails



474297 Rub Rail - Assy
XL-45, MTH-45 15.70"

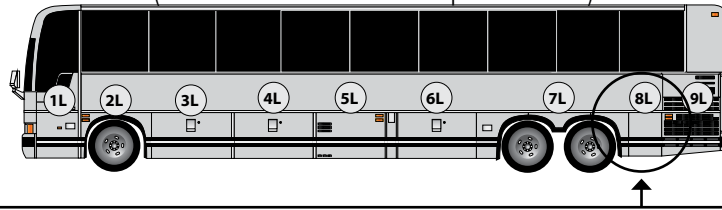


474298 Rub Rail - Assy
XL-45, MTH-45 5.19"

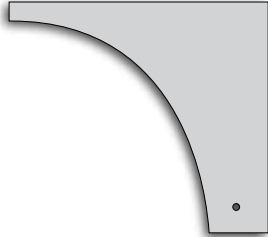
All listed parts are manufactured by IBP Industries to OEM specifications

Location 8L

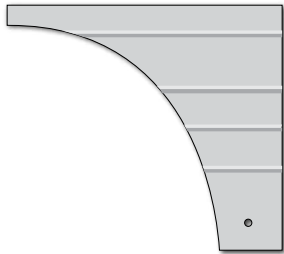
Rear Service Door & Adjacent Panels



Adjacent Panels & Rub Rails



474219 Panel - Fender, L.H. & R.H. Backward
Up to SN 3-8164 Model XL-45



474350 Panel - Rear L.H. Backward / S.B.
Model XL-45, With Docking Light




473995 Panel - Fender, Lower / S.B. 5" X 8.07"
Model XL-45

Rub Rails




474298 Rub Rail - Assy 5.19"
XL-45, MTH-45

Rear Service Door - Smooth




474207 Panel - Upper, Service Door L.H. / Flat
Model XL-45



473885 Lower Panel Service Door / S.B.
Model XL-45, MTH-45

Rub Rails



286640 Rub Rail - Assy 24.56"
Up to SN 6-8906 Model XL-45

Rear Service Door - Fluted



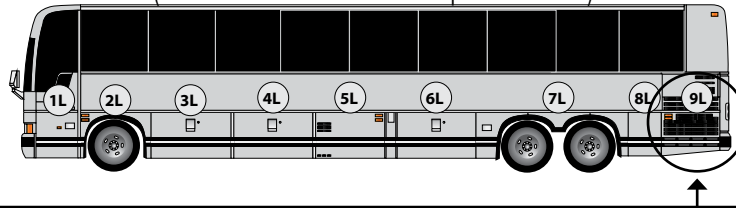
473889 Panel - Upper, Service Door L.H. / Flat / S.B.
Model XL-45, Mth-45
Also Use With Coach With Fluted Lower Panelling

NOTES:


Location 9L

Location 9L

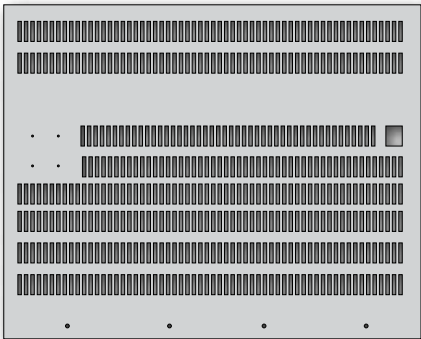
Radiator Doors



Radiator Doors - Smooth



286645P Assy - Radiator Door w/Flat Panel
Model XL-45




- 474228 Panel - Upper / Flat
Model XL-45
- 473796 Panel - Upper / Flat
Up to SN 4-8358 Model XL-45
- 477488 Panel - Upper / Flat
From SN 4-8359 Model XL-45




- 474236 Panel - Lower
Up to SN 1-7726 Model XL-45
- 475360 Panel - Lower
From SN 1-7727 Model XL-45
- 473947 Panel - Lower / SB
Model XL-45, Bus With "Option" Fluted Lower Panelling
- 474457 Panel - Lower / S.B.
Model XL-45, Bus With "Option" Fluted Lower Panelling

Radiator Doors - Fluted



286645P Assy - Radiator Door w/Fluted Lower Moulding
Model XL-45



- 474856 Panel - Upper / W/Fluted Lower Moulding
Model XL-45 Bus With "Option" Fluted Lower Panelling
- 473794 Panel - Upper / W/Flat Upper Moulding / S.B.
Up to SN 4-8358 Model XL-45
Bus With "Option" Fluted Lower Panelling
- 477487 Panel - Upper / W/Flat Upper Moulding / S.B.
From SN 4-8359 Model XL-45
Bus With "Option" Fluted Lower Panelling

Molding



286225 Finishing Moulding / S.B.
Model XL-45

Rub Rails



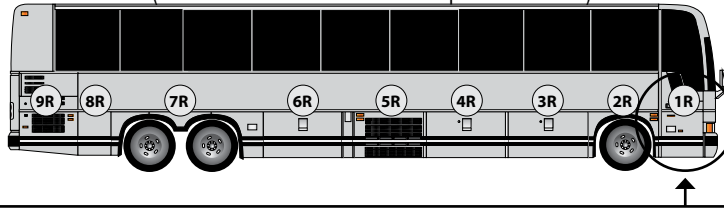
286639 Rub Rail - Assy / 43.89"
Up to SN 6-8906 Model XL-45

NOTES: _____


Location 1R

Location 1R


Entrance Doors




Entrance Doors - Smooth



286516 Panel - Fiberglass
Model XL-45
Also Use With Bus With Fluted Lower Panelling W/Out Docking Light

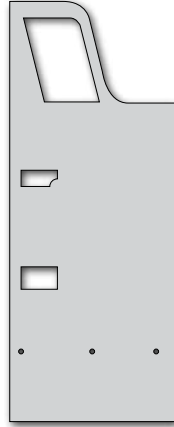


288626 Panel - Fiberglass
Model XL-45
Use With Bus With Flat Lower Panelling With Docking Light

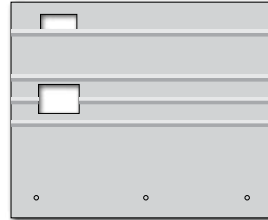


287144 Panel - Lower / S.B.
Model XL-45
Also Use With Bus With Fluted Lower Panelling With Docking Light

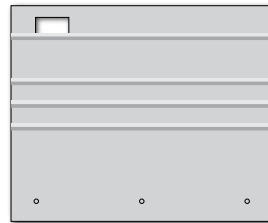
Entrance Doors - Fluted



287900 Panel - Fiberglass
Model XL-45
Also Use With Bus With Fluted Lower Panelling With Docking Light




287139 Panel - Upper
Model XL-45
Also Use With Bus With Fluted Lower Panelling With Docking Light



287917 Panel - Upper
Model XL-45
Also Use With Bus With Fluted Lower Panelling W/Out Docking Light

Rub Rails



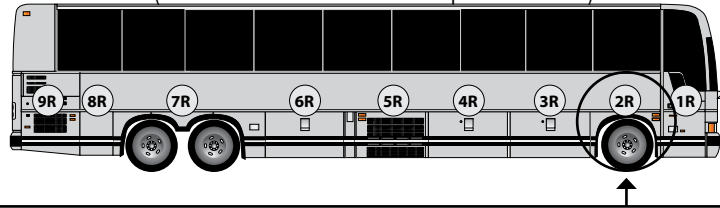
474290 Rub Rail Assy / 31.26" / W/1 1/2" Screw
Model XL-45, MTH-40, MTH-45, MTH-45S
Up to SN 6-8906 Model XL-45

NOTES: _____

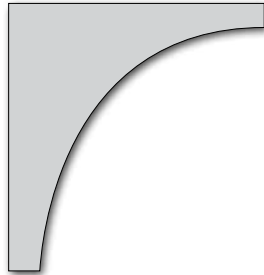
Location 2R

Location 2R

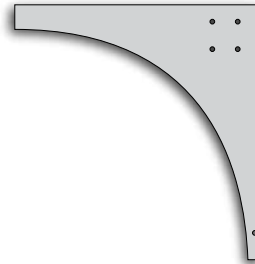
Front Wheelhouse Panels



Front Fender - Smooth

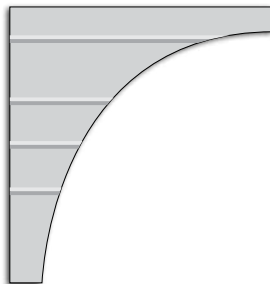


- 474222 Panel - Upper LH & RH Backward
Up to SN 3-8164 Model XL-45
- 473718 Panel - Upper LH & RH Backward
From SN 4-8165 Model XL-45

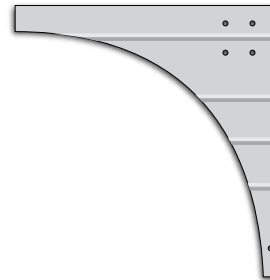


- 474608 Panel - Front R.H. Forward
Up to SN 3-8164 Model XL-45
- 473719 Panel - Front R.H. Forward
From SN 4-8165 Up to SN 5-8358 Model XL-45
- 476359 Panel - Front R.H. Forward
Model XL-45

Front Fender - Fluted



- 474356 Panel - Front R.H. Backward / S.B.
Up to SN 3-8164 Model XL-45, With Docking Light
- 474232 Panel - Front R.H. Backward / S.B.
From SN 4-8165 Up to SN 5-8461 Model XL-45
With Docking Light



- 474858 Panel - Front R.H. Forward / S.B.
Up to SN 5-8358 Model XL-45, With Docking Light
- 477615 Panel - Front R.H. Forward / S.B.
From SN 5-8359 Model XL-45



- 474006 Panel - Lower / S.B. 4.05" X 10.03"
Model XL-45



- 474004 Panel - Lower / S.B. 3.74" X 9.56"
Model XL-45

Rub Rails



- 474300 Rub Rail - Assy 4.25"
Model XL-45, MTH-40, MTH-45

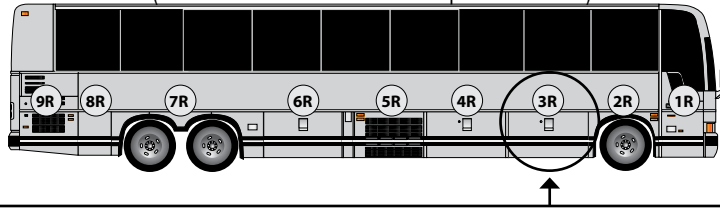


- 474299 Rub Rail - Assy 2.67"
Up to SN 6-8906 Model XL-45

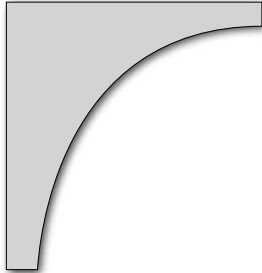
All listed parts are manufactured by IBP Industries to OEM specifications

Location 3R

Baggage Doors & Adjacent Panels



Adjacent Body Panels & Rub Rails



- 474222 Panel - Upper LH & RH Backward
Up to SN 3-8164 Model XL-45
- 473718 Panel - Upper LH & RH Backward
From SN 4-8165 Model XL-45




- 474006 Panel - Lower / S.B. 4.05" X 10.03"
Model XL-45

Rub Rails



- 474300 Rub Rail - Assy 4.25"
Model XL-45, MTH-40, MTH-45

Adjacent Posts



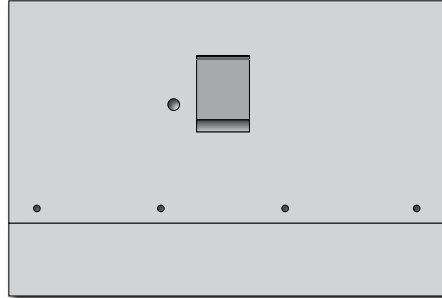
- 474224 Finishing Post / "U" Shape Smooth 1.53" X 35.90"
Model XL-45
- 474054 Finishing Post / "U" Shape Fluted 1.53" X 35.90"
Model XL-45

Rub Rails




- 474294 Rub Rail - Assy 1.3"
Model XL-45, MTH-45


Baggage Doors - Smooth



- 483519 Door - Assy, w/Flat Panel & Electric Lock 60"
Model XL-45
- 483136P Door - Assy, w/Flat Panel 60"
Model XL-45




- 483129 Panel - Upper / Flat 60"
Model XL-45




- 483220 Panel - Lower / FLAT 60"
Up to SN 1-7726 Model XL-45
- 483542 Panel - Lower / FLAT 60"
Up to SN 1-7727 Model XL-45

Rub Rails




- 474293 Rub Rail - Assy 60"
Model XL-45, MTH-45

Baggage Doors - Fluted



- 483404 Door - Assy, w/Insul & Electric Lock 60"
Model XL-45, Use With Bus With Fluted Lower Panelling
- 483518 Door - Assy 60" / w/Int Panel 60"
Model XL-45
Use With Bus With Fluted Lower Panelling & w/o Electrical Lock



- 482860 Panel - Upper / S.B. 60"
Model XL-45, Use With Bus With Fluted Lower Panelling



- 481994 Panel - Lower / S.B. 60"
Model XL-45, Use With Bus With Fluted Lower Panelling

Baggage Door Hardware

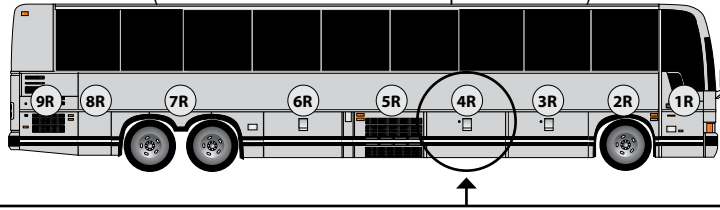


- Rivets 504746
- Weatherstrip w/60" Door 481988
- Rod Assy Lock w/60" Door 481975
- Ring Retainer 504318
- Bushing Nylon w/Shoulder 507254, 507260, 505229
- Washer 500473
- Screw Cap Hex 500163
- Roller 480478
- Retainer Rod 481011
- Rod Female 481227
- Cylinder Gaz 980024
- Rod Guide 481564
- Handle Assy 481358

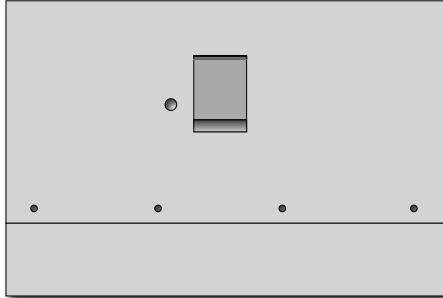
All listed parts are manufactured by IBP Industries to OEM specifications

Location 4R


Baggage Doors & Adjacent Panels




Baggage Doors - Smooth



- 483519 Door - Assy, w/Flat Panel & Electric Lock 60"
Model XL-45
- 483136P Door - Assy, w/Flat Panel 60"
Model XL-45




- 483129 Panel - Upper / Flat 60"
Model XL-45




- 483220 Panel - Lower / FLAT 60"
Up to SN 1-7726 Model XL-45
- 483542 Panel - Lower / FLAT 60"
Up to SN 1-7727 Model XL-45

Rub Rails




- 474293 Rub Rail - Assy 60"
Model XL-45, MTH-45


Baggage Doors - Fluted



- 483404 Door - Assy, w/Insul & Electric Lock 60"
Model XL-45, Use With Bus With Fluted Lower Panelling
- 483518 Door - Assy 60" / w/Int Panel 60"
Model XL-45
Use With Bus With Fluted Lower Panelling & w/o Electrical Lock



- 482860 Panel - Upper / S.B. 60"
Model XL-45, Use With Bus With Fluted Lower Panelling



- 481994 Panel - Lower / S.B. 60"
Model XL-45, Use With Bus With Fluted Lower Panelling

Adjacent Posts



- 474318 Finishing Post / "J" Shape Smooth 1.53" X 35.90"
Doors Model XL-45
- 474062 Finishing Post / "J" Shape Fluted 1.53" X 35.90"
Doors Model XL-45

Rub Rails



- 474294 Rub Rail - Assy 1.3"
Model XL-45, MTH-45

NOTES:

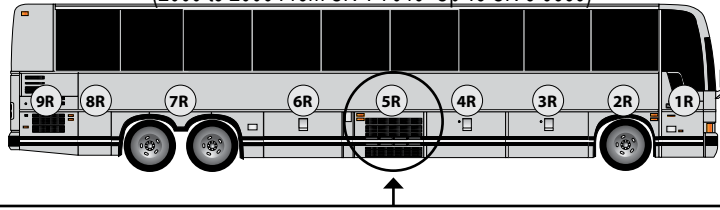
Baggage Door Hardware




All listed parts are manufactured by IBP Industries to OEM specifications

Location 5R

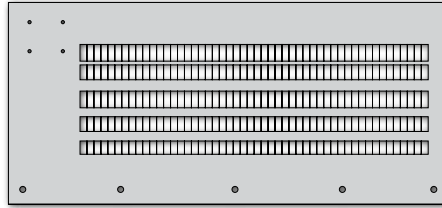
Condensor Doors & Adjacent Panels



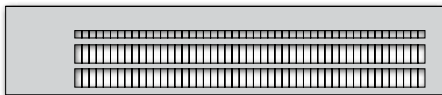
Condensor Doors - Smooth



483651 Condensor Door - Assy / W/Flat Panel
Model XL-45



483147 Panel - Upper / Flat
Up to SN 2-7753 Model XL-45
483543 Panel - Upper / Flat
From SN 2-7754 Up to SN 5-8358 Model XL-45
483805 Panel - Upper / Flat
From SN 5-8359 Model XL-45




483245 Panel - Lower
Model XL-45

Rub Rail




474295 Rub Rail - Assy
Model XL-45, MTH-45 53.18"

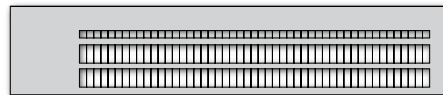
Condensor Doors - Fluted



483658 Condensor Door - Assy / W/Fluted
Model XL-45, Use With Bus With Fluted Lower Panelling



483331 Panel - Upper / W/Fluted / S.B.
Model XL-45, Use With Bus With Fluted Lower Panelling
483804 Panel - Upper / W/Fluted / S.B.
From SN 5-8359 Model XL-45



483332 Panel - Lower / S.B.
Model XL-45, Use With Bus With Fluted Lower Panelling

Adjacent Panels & Posts



474227 Panel - L.H. Fluted
7.87" X 26.61"
Model XL-45



474227 Panel - Upper L.H Smooth
7.87" X 26.61"
Model XL-45



473130 Panel - Lower 7.87" X 10.31"
Model XL-45

Rub Rail



474296 Rub Rail - Assy 7.63"
Model XL-45, MTH-45

Adjacent Post



474318 Finishing Post / "J" Shape Smooth 1.53" X 35.90"
Doors Model XL-45
474062 Finishing Post / "J" Shape Fluted 1.53" X 35.90"
Doors Model XL-45

Rub Rail



474294 Rub Rail - Assy 1.29"
Model XL-45, MTH-40, MTH-45

NOTES:

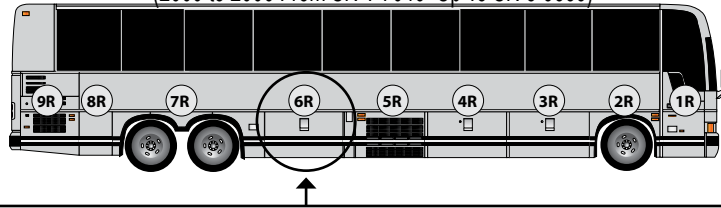
XLII Bus

(2000 to 2006 From SN Y-7046 Up To SN 8-9339)

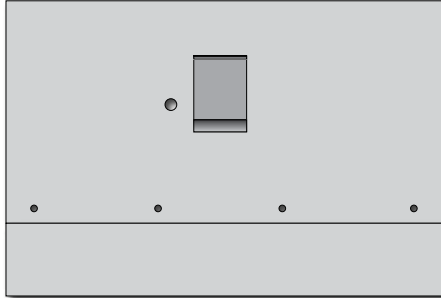
Location 6R

Location 6R


Baggage Doors & Adjacent Panels




Baggage Doors - Smooth



- 483519 Door - Assy, w/Flat Panel & Electric Lock 60"
Model XL-45
- 483136P Door - Assy, w/Flat Panel 60"
Model XL-45

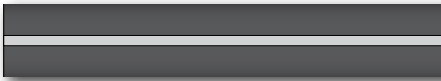


- 483129 Panel - Upper / Flat 60"
Model XL-45




- 483220 Panel - Lower / FLAT 60"
Up to SN 1-7726 Model XL-45
- 483542 Panel - Lower / FLAT 60"
Up to SN 1-7727 Model XL-45

Rub Rails




- 474293 Rub Rail - Assy 60"
Model XL-45, MTH-45


Baggage Doors - Fluted



- 483404 Door - Assy, w/Insul & Electric Lock 60"
Model XL-45, Use With Bus With Fluted Lower Panelling
- 483518 Door - Assy 60" / w/Int Panel 60"
Model XL-45
Use With Bus With Fluted Lower Panelling & w/o Electrical Lock

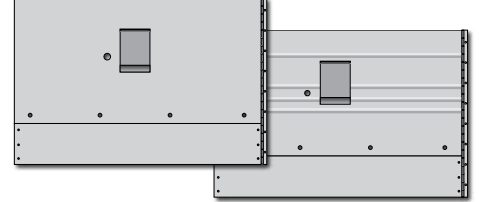


- 482860 Panel - Upper / S.B. 60"
Model XL-45, Use With Bus With Fluted Lower Panelling

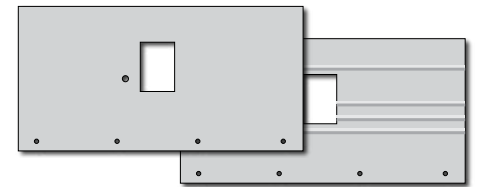


- 481994 Panel - Lower / S.B. 60"
Model XL-45, Use With Bus With Fluted Lower Panelling


Baggage Doors - Smooth & Fluted w/W.C.L.



- 483333P Door - Assy, W.C.L. w/Flat Panel 60"
Up to SN 4-8278 Model XL-45
- 483807 Door - Assy 60"
From SN 4-8279 Model XL-45
- 483648 Door - Assy, W.C.L. w/Fluted Panel 60"
Up to SN 4-8278 Model XL-45




- 483335 Panel - Upper 60"
Model XL-45
- 483355 Panel - Upper 60"
Model XL-45, Use With Bus With Fluted Lower Panelling



- 483373 Panel - Lower 60"
Model XL-45
- 483359 Panel - Lower 60"
Model XL-45, Bus With Fluted Lower Panelling

Rub Rails



- 474949 Rub Rail - Assy 60"
Up to SN 6-8906 Model XL-45

Baggage Door Hardware



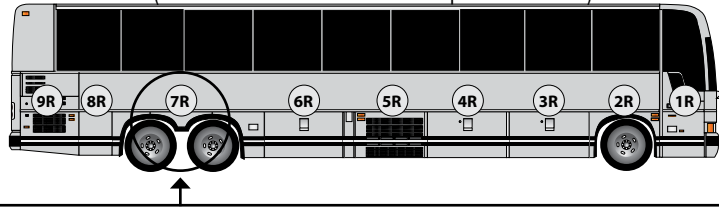
- Rivets
504746
- Weatherstrip
w/60" Door
481988
- Rod Assy Lock w/60" Door
481975
- Ring Retainer
504318
- Bushing Nylon
w/Shoulder
507254
507260
505229
- Washer
500473
- Screw Cap Hex
500163
- Roller
480478
- Retainer Rod
481011
- Rod Female
481227
- Cylinder Gaz
980024
- Rod Guide
481564
- Handle Assy
481358

All listed parts are manufactured by IBP Industries to OEM specifications

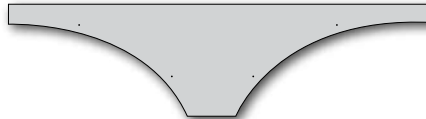
Location 7R

Location 7R

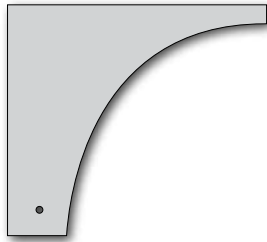
Rear Wheelhouse Panels



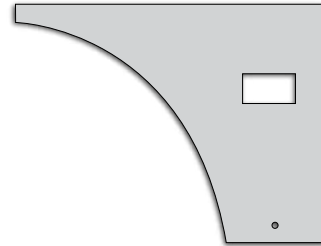
Rear Fender - Smooth



474221 Panel - Fender, Center
Model XL-45

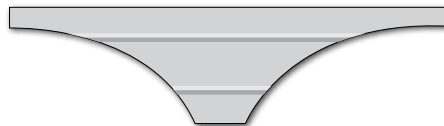


474219 Panel - Fender, L.H. & R.H. Backward
Up to SN 3-8164 Model XL-45

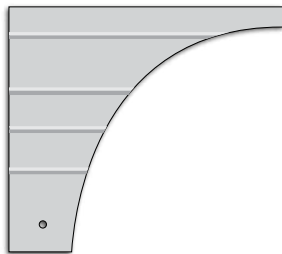


477927 Panel - Fender, L.H. & R.H. Forward / W/Docking Lights
Model XL-45
474220 Panel - Fender, L.H. & R.H. Forward
Model XL-45

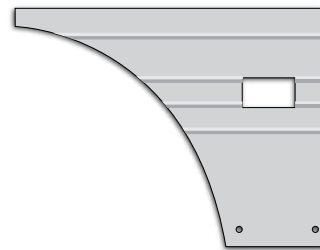
Rear Fender - Fluted



474354 Panel - Fender, Center
Model XL-45



474351 Panel - Rear R.H. Backward / S.B.
Model XL-45, With Docking Light



474353 Panel - Rear R.H. Forward
Model XL-45, With Docking Light
474908 Panel - Rear R.H. Forward
Model XL-45, W/Out Docking Light



473995 Panel - Fender, Lower / S.B. 5" X 8.07"
Model XL-45



474003 Panel - Fender, Lower / S.B. 15.51" X 10.03"
Model XL-45

Rub Rails



474298 Rub Rail - Assy 5.19"
XL-45, MTH-45

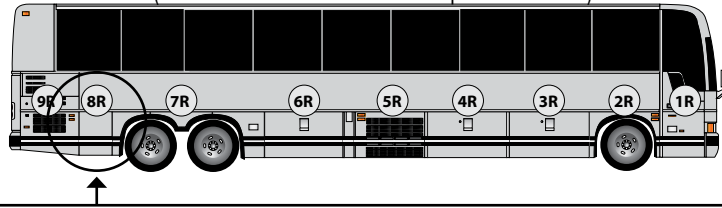


474297 Rub Rail - Assy 15.70"
XL-45, MTH-45

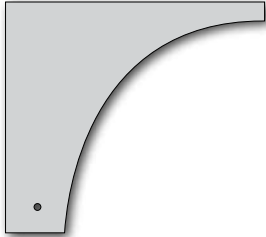
All listed parts are manufactured by IBP Industries to OEM specifications

Location 8R

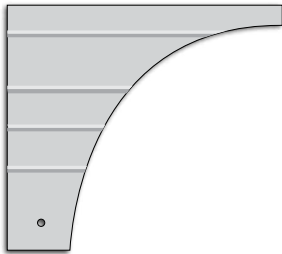
Rear Service Door & Adjacent Panels



Adjacent Panels & Rub Rails



474219 Panel - Fender, L.H. & R.H. Backward
Up to SN 3-8164 Model XL-45



474351 Panel - Rear R.H. Backward / S.B.
Model XL-45, With Docking Light




473995 Panel - Fender, Lower / S.B. 5" X 8.07"
Model XL-45

Rub Rails




474303 Rub Rail - Assy 5.19"
XL-45, MTH-45

Rear Service Door - Smooth




474209 Panel - Upper, Service Door R.H. / Flat
Model XL-45
475056 Upper Panel Service Door / R.H. FLAT
W/100V Outlet Up to SN 6-8906 Model XL-45
Coach With Batteries Charger 110V Outlet



473885 Lower Panel Service Door / S.B.
Model XL-45, MTH-45

Rub Rails



286640 Rub Rail - Assy 24.56"
Up to SN 6-8906 Model XL-45

Rear Service Door - Fluted

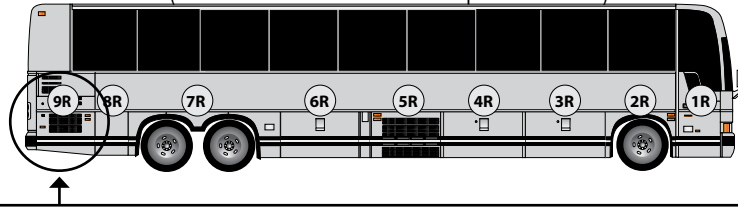


473884 Panel - Upper, Service Door R.H. / Flat / S.B.
Up to SN 6-8906 Model XL-45
Also Use With Coach With Fluted Lower Panelling


NOTES:

Location 9R


Compressor Doors



Compressor Door - Smooth



- 286437P Assy - Compressor Door / W/Flat Panel
Model XL-45
- 286643P Assy - Compressor Door / W/Flat Panel // And Electrical Lock
Model XL-45

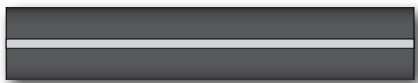


- 474208 Panel - Upper Flat
Model XL-45



- 474235 Panel - Lower
Up to SN 1-7726 Model XL-45
- 475370 Panel - Lower
From SN 1-7727 Model XL-45
- 473948 Panel - Lower / S.B.
Model XL-45 Bus With "Option" Fluted Lower Panelling

Rub Rail




- 286639 Rub Rail Assy 43.89"
Model XL-45, MTH-40, MTH-45, MTH-45S

Compressor Door - Fluted



- 287349 Assy - Compressor Door W/Fluted Lower Moulding
Model XL-45



- 474862 Panel - Upper / W/Fluted Lower Moulding
Model XL-45 Bus With "Option" Fluted Lower Panelling
- 477490 Panel, Upper / W/Fluted Lower Moulding /
Service Model XL-45, MTH-45S
Bus With "Option" Fluted Lower Panelling


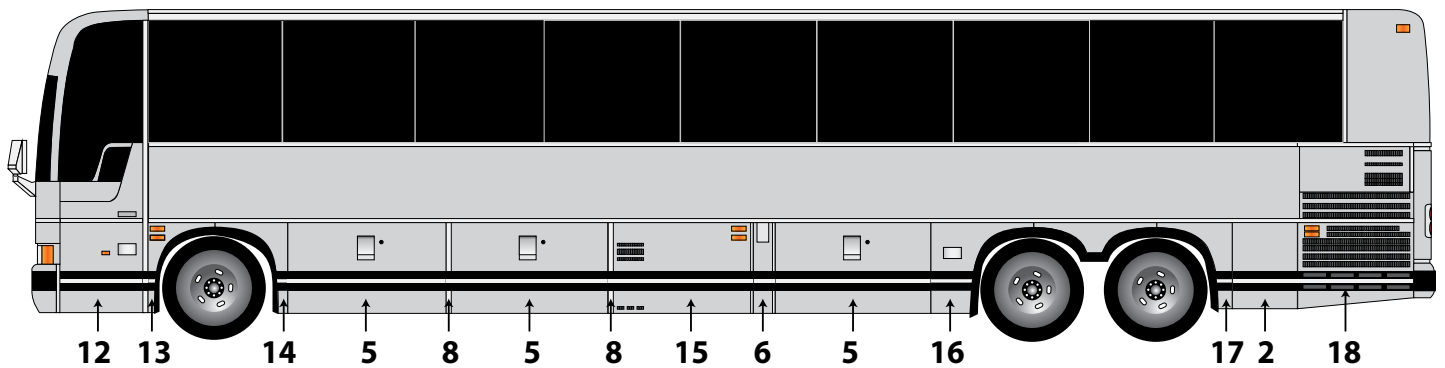
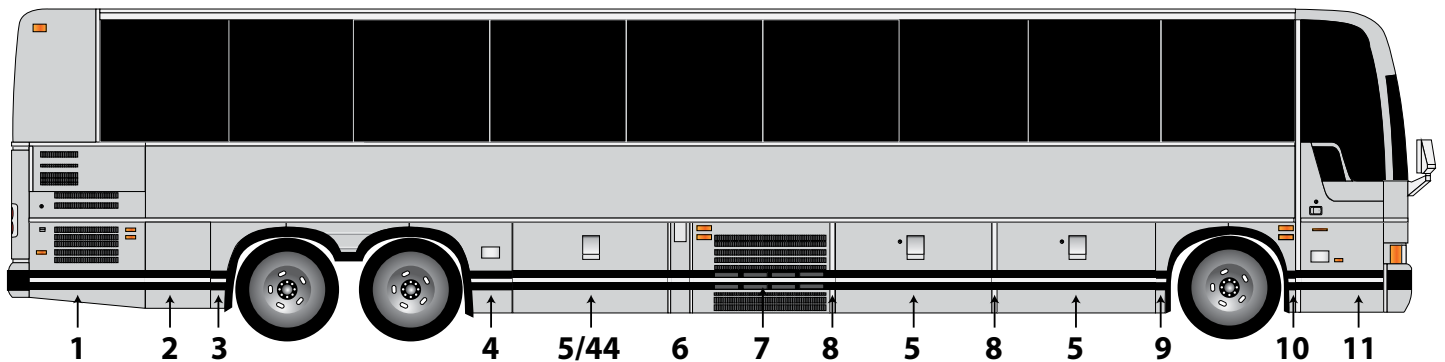
Molding



- 286225 Finishing Moulding / S.B.
Model XL-45

PREVOST XLII BUS

Rubber Rub Rails



Key	Part#	Description	Length	Key	Part#	Description	Length
1	286639	Rub Rail - Assy Model XL-45, MTH-40, MTH-45, MTH-45S	43.89"	10	474299	Rub Rail - Assy Up to SN 6-8906 Model XL-45	2.67"
2	286640	Rub Rail - Assy Up to SN 6-8906 Model XL-45	24.56"	11	474290	Rub Rail - Assy / W/1 1/2" Screw Model XL-45, MTH-40, MTH-45, MTH-45S	31.26"
3	474303	Rub Rail - Assy Model XL-45, MTH-45	5.19"	12	474766	Rub Rail - Assy / W/1 1/2" Screw Model XL-45, MTH-40, MTH-45, MTH-45S	31.26"
4	474302	Rub Rail - Assy Model XL-45, MTH-45	15.70"	13	474291	Rub Rail - Assy Model XL-45, MTH-40, MTH-45, MTH-45S	2.59"
5	474293	Rub Rail - Assy Model XL-45, MTH-45	60.11"	14	474292	Rub Rail - Assy Model XL-45, MTH-40, MTH-45	4.25"
6	474296	Rub Rail - Assy Model XL-45, MTH-45	7.63"	15	474295	Rub Rail - Assy Model XL-45, MTH-45	53.18"
7	474301	Rub Rail - Assy Model XL-45, MTH-45	53.11"	16	474297	Rub Rail - Assy Model XL-45, MTH-45	15.70"
8	474294	Rub Rail - Assy Model XL-45, MTH-40, MTH-45	1.29"	17	474298	Rub Rail - Assy Model XL-45, MTH-45	5.19"
9	474300	Rub Rail - Assy Model XL-45, MTH-40, MTH-45	4.25"	18	286639	Rub Rail - Assy Up to SN 6-8906 Model XL-45	43.89"
				44	474949	Rub Rail - Assy Up to SN 6-8906 Model XL-45 With W.C.L. Baggage Door	59.56"

All listed parts are manufactured by IBP Industries to OEM specifications

PARTS LIST

Part #	Description	Size	Part #	Description	Size	Part #	Description	Size
281020	Panel - Fiberglass / Coach		474224	Finishing Post / "U" Shape Smooth	1.53" X 35.90"	482860	Panel - Upper / S.B.	60"
281034	Panel - Fiberglass / Coach		474225	Panel - Upper / Flat		483129	Panel - Upper / Flat	60"
281035	Panel - Fiberglass / Coach		474227	Panel - L.H. Fluted	7.87" X 26.61"	483147	Panel - Upper / Flat	
281038	Panel Upper / S.B.		474228	Panel - Upper / Flat		483220	Panel - Lower / FLAT	60"
281039	Panel - Upper / S.B.		474232	Panel - Front R.H. Backward / S.B.		483245	Panel - Lower	
285375	Panel - Upper, LH Engine Door / S.B.		474235	Panel - Lower		483331	Panel - Upper / W/Fluted / S.B.	
285376	Panel - Upper, RH Engine Door / S.B.		474236	Panel - Lower		483332	Panel - Lower / S.B.	
285378	Panel - Upper & Lower Engine Door / S.B.		474284	Panel - L.H. Smooth	7.87" X 26.61"	483335	Panel - Upper	60"
285885	Panel - Lower, RH Engine Door / POL		474290	Rub Rail - Assy / W/1 1/2" Screw	31.26"	483355	Panel - Upper	60"
285886	Panel - Upper, RH Engine Door / POL		474291	Rub Rail - Assy	2.59"	483359	Panel - Lower	60"
285934	Panel - Lower, LH Engine Door / POL		474292	Rub Rail - Assy	4.25"	483373	Panel - Lower	60"
285935	Panel - Upper, LH Engine Door / POL		474293	Rub Rail - Assy	60.11"	483404	Door - Assy, w/Insul & Electric Lock	60"
286046	Panel - Lower, LH Engine Door / S.B.		474294	Rub Rail - Assy	1.29"	483518	Door - Assy 60" / w/Int Panel	60"
286047	Panel - Lower, RH Engine Door / S.B.		474295	Rub Rail - Assy	53.18"	483519	Door - Assy, w/Flat Panel & Electric Lock	60"
286074	Panel - Fiberglass / Coach		474296	Rub Rail - Assy	7.63"	483542	Panel - Lower / FLAT	60"
286225	Finishing Moulding / S.B.		474297	Rub Rail - Assy	15.70"	483543	Panel - Upper / Flat	
286516	Panel - Fiberglass		474298	Rub Rail - Assy	5.19"	483600	Panel - Lower / S.B.	
286639	Rub Rail - Assy	43.89"	474299	Rub Rail - Assy	2.67"	483648	Door - Assy, W.C.L. w/Fluted Panel	60"
286640	Rub Rail - Assy	24.56"	474300	Rub Rail - Assy	4.25"	483651	Condensor Door - Assy / W/Flat Panel	
287139	Panel - Upper		474301	Rub Rail - Assy	53.11"	483658	Condensor Door - Assy / W/Fluted	
287144	Panel - Lower / S.B.		474302	Rub Rail - Assy	15.70"	483804	Panel - Upper / W/Fluted / S.B.	
287164	Panel - Fiberglass / Coach		474303	Rub Rail - Assy	5.19"	483805	Panel - Upper / Flat	
287349	Assy - Compressor Door W/Fluted Lower Moulding		474318	Finishing Post / "J" Shape Smooth	1.53" X 35.90"	483807	Door - Assy	60"
287889	Panel - Upper / S.B.		474350	Panel - Rear L.H. Backward / S.B.		286437P	Assy - Compressor Door / W/Flat Panel	
287900	Panel - Fiberglass		474351	Panel - Rear R.H. Backward / S.B.		286643P	Assy - Compressor Door / W/Flat Panel // And Electrical Lock	
287916	Panel - Upper / S.B.		474352	Panel - Rear L.H. Forward		286645P	Assy - Radiator Door w/Fluted Lower Moulding	
287917	Panel - Upper		474353	Panel - Rear R.H. Forward		410740P	Bumper - Assy, Rear Black	
288626	Panel - Fiberglass		474354	Panel - Fender, Center		410741P	Bumper - Assy, Rear Black / W/Trailer Hitch	
288627	Panel - Fiberglass / Coach		474355	Panel - Front L.H. Backward / S.B.		482989P	Evaporator Door - Assy / W/Flat Panel	
289896	Panel - Fiberglass / Coach		474356	Panel - Front R.H. Backward / S.B.		483136P	Door - Assy, w/Flat Panel	60"
410563	Bumper - Rear Center / Black		474457	Panel - Lower / S.B.		483261P	Evaporator Door - Assy / W/Flat Panel	
410738	Bumper - Rear Center / Black		474607	Panel - Front L.H. Forward		483333P	Door - Assy, W.C.L. w/Flat Panel	60"
410748	Bumper - Corner / Black		474608	Panel - Front R.H. Forward		483554P	Evaporator Door - Assy / W/Flat Panel	
411214	Bumper - Rear Center / Black		474766	Rub Rail - Assy / W/1 1/2" Screw	31.26"			
473130	Panel - Lower / S.B.	7.87in X 10.31in	474856	Panel - Upper / W/Fluted Lower Moulding				
473446	Panel - Lower / S.B.		474857	Panel - Front L.H. Forward / S.B.				
473650	Panel - Front L.H. Backward / S.B.		474858	Panel - Front R.H. Forward / S.B.				
473718	Panel - Upper LH & RH Backward		474862	Panel - Upper / W/Fluted Lower Moulding				
473719	Panel - Front R.H. Forward		474908	Panel - Rear R.H. Forward				
473738	Panel - Front L.H. Forward		474909	Panel - Rear L.H. Forward				
473794	Panel - Upper / W/Flat Upper Moulding / S.B.		474949	Rub Rail - Assy	60"			
473796	Panel - Upper / Flat		475056	Upper Panel Service Door / R.H. FLAT				
473875	Panel - LH/RH / SS / SB		475360	Panel - Lower				
473884	Panel - Upper, Service Door R.H. / Flat / S.B.		475370	Panel - Lower				
473885	Lower Panel Service Door / S.B.		475413	Panel - Upper / Flat				
473889	Panel - Upper, Service Door L.H. / Flat / S.B.		475777	Panel - Lower R.H.				
473947	Panel - Lower / SB		476359	Panel - Front R.H. Forward				
473948	Panel - Lower / S.B.		476360	Panel - Front L.H. Forward				
473995	Panel - Fender, Lower / S.B.	5" X 8.07"	477455	Panel - Upper / Flat / "Special Option" Hydro QC				
474003	Panel - Fender, Lower / S.B.	15.51" X 10.03"	477469	Panel SS / Streetside / S.B.				
474004	Panel - Lower / S.B.	3.74" X 9.56"	477470	Panel SS / Curbside / S.B.				
474006	Panel - Lower / S.B.	4.05" X 10.03"	477474	Panel - Lower L.H.				
474054	Finishing Post / "U" Shape Fluted	1.53" X 35.90"	477475	Panel - Lower R.H.				
474062	Finishing Post / "J" Shape Fluted	1.53" X 35.90"	477487	Panel - Upper / W/Flat Upper Moulding / S.B.				
474087	Panel - Lower R.H.		477488	Panel - Upper / Flat				
474088	Panel - Lower L.H.		477490	Panel - Upper / W/Fluted Lower Moulding				
474207	Panel - Upper, Service Door L.H. / Flat		477491	Panel - Upper / Flat				
474208	Panel - Upper Flat		477615	Panel - Front R.H. Forward / S.B.				
474209	Panel - Upper, Service Door R.H. / Flat		477616	Panel - Front L.H. Forward / S.B.				
474219	Panel - Fender, L.H. & R.H. Backward		477927	Panel - Fender, L.H. & R.H. Forward / W/Docking Lights				
474220	Panel - Fender, L.H. & R.H. Forward		477962	Panel - L.H. W/Out Fuel Door	7.87" X 26.61"			
474221	Panel - Fender, Center		477963	Panel - L.H. Fluted S.B. W/Out Fuel Door	7.87" X 26.61"			
474222	Panel - Upper LH & RH Backward		481994	Panel - Lower / S.B.	60"			

All listed parts are manufactured by IBP Industries to OEM specifications

TERMS AND CONDITIONS OF SALE

Pricing

All orders must total \$50.00 or more. Prices are subject to change without notice. Orders will be invoiced at the price in effect at the time of receipt of orders.

Claims

If you receive damaged product from the carrier, you must make notation of damage with the carrier at time of receipt of product or you can refuse the entire shipment. Damage claims must be made within 10 days after receipt of product. IBP Industries, Inc. will not issue credit on any damaged product that has exceeded this ten day limit.

If you have been shorted items from your shipment, you must file a shortage claim within 2 days after receipt of product. IBP Industries, Inc. will not issue credit or reship product that has exceeded this two day limit.

Warranty

The warranty period for each product starts on the date of original purchase. IBP Industries, Inc. warrants that on the date of original purchase this product will be free from defects in material or workmanship. If during the warranty period, this product is

found to be defective in material or workmanship, it will be repaired or exchanged at IBP Industries, Inc. option, with no additional product charge. Warranty does not include repair or exchange when a problem results from accident, disaster, misuse, abuse, non-IBP Industries, Inc. modification, improper installation, or normal wear and tear. For product not manufactured by IBP Industries, Inc., the warranty will match that of the original manufacturers. To obtain warranty service, you must during the warranty period, return the product, along with proof of original purchase, to IBP Industries, Inc. You must insure it or bear the risk of loss or damage in transit, prepay the shipping charges, and use the original shipping container or equivalent. IBP Industries, Inc. will pay return shipping charges within the contiguous forty-eight states.

Product Returns

IBP Industries, Inc. will accept returned products under warranty or for credit within 30 days of product invoice date. Returns will not be accepted for special order product or custom made product. ALL RETURNS MUST HAVE A RETURN AUTHORIZATION NUMBER. To obtain a Return Authorization

Number, please contact our Customer Service Department at 800-468-5287. Returns after 30 days from invoice date are subject to a twenty-percent (20%) reconditioning and repackaging charge if necessary.

A copy of the packing list must accompany the returned product to ensure proper credit is issued. Product must be returned in the original packaging or its equivalent. You must insure the product or bear the risk of loss or damage in transit. IBP Industries, Inc. will not issue credit on lost or damaged product in transit to us.

Our objective in defining these procedures is both to provide better and more efficient service, and to ensure that all our customers are afforded fair treatment resulting from a defined and consistent policy.

**IBP Industries, Inc.
2055 Sprint Boulevard
Apopka, FL 32703**

NOTES:



To Order
or for more information,
contact our Customer Service Department

800.468.5287
info@ibpindustries.com

www.ibpindustries.com

June 2015