



**PREVOST**  
**XL-40**

**B O D Y P A R T S C A T A L O G**



# Location Key for PREVOST XL-40

## Door Assemblies, Body Panels, Rub Rails & Components

(From 1984 to 1999, From SN E-638 to SN Y-7045)



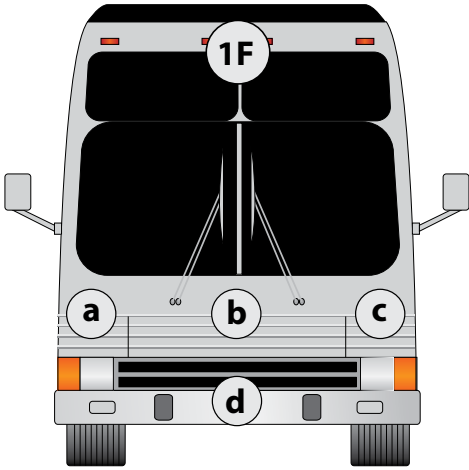
**L & R** following each location number indicates left & right.  
**F & B** indicates front & back.

### INDEX

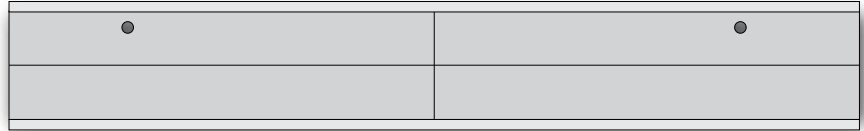
<b>Parts &amp; Components</b> .....	<b>Page</b>	5L.....	8
Upper Side Panels .....	20	6L.....	9
Rub Rails.....	21	7L.....	10
Parts List.....	24	8L.....	11
 		<b>Right Side of Bus</b>	
<b>Front &amp; Back of Bus</b>		<b>Location</b> .....	<b>Page</b>
<b>Location</b> .....	<b>Page</b>	1R.....	12
1F.....	2	2R.....	13
1B.....	3	3R.....	14
 		4R.....	15
<b>Left Side of Bus</b>		5R.....	16
<b>Location</b> .....	<b>Page</b>	6R.....	17
1L.....	4	7R.....	18
2L.....	5	8R.....	19
3L.....	6		
4L.....	7		

All listed parts are manufactured by IBP Industries to OEM specifications

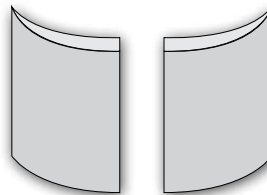
**Front Panels & Bumpers**



**Front Bumper**



- (d) 410304 Bumper - Center Part  
Model XL-40
- 410338 Bumper - Center Part W/Rectangular Fog Light  
From SN F-828, Model XL-40
- 410302 Bumper - Center Part W/Round Fog Light  
Up to SN F-827, Model XL-40



- (d) 410294 Bumper - Corner  
Model XL-40


**Front Panels**



- (a) 471583 Panel - R.H.  
Model XL-40
- 472480 Panel - R.H.  
Up to SN S-497, Model XL-40
- 473020 Panel - R.H.  
From SN S-498, Model XL-40



- (c) 471582 Panel - L.H.  
Model XL-40
- 472479 Panel - L.H.  
Model XL-40




- (b) 471582 Panel - Center  
Model XL-40
- 472524 Panel - Center  
Model XL-40

**Spare Tire Doors**



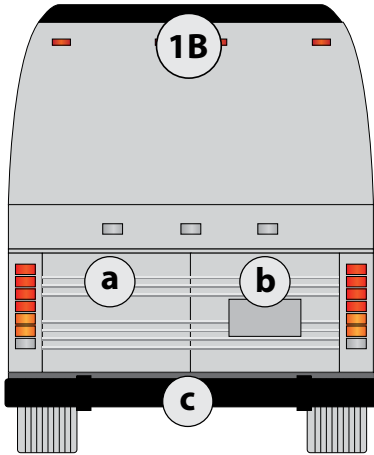
- (d) 471437 Panel - Plain / Riveted  
Up to SN K-652, Model MTH-40




- (d) 473394 Panel - Plain / Glued  
From SN T-5961, Model MTH-40

**NOTES:**


**Rear Panels & Bumpers**



**Rear Bumper**

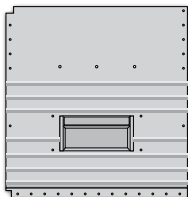


- (c) 410305 Bumper - Center Part  
Model XL-40

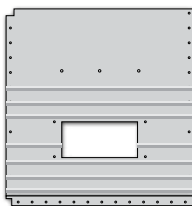


- (c) 410300 Bumper - Corner  
Model XL-40

**Engine Door - LH**

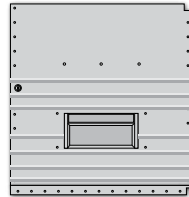


- (a) 283059 Engine Door - Assy L.H.  
Model XL-40

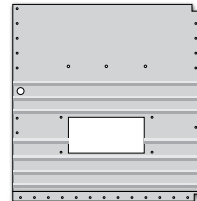


- (a) 471457 Panel - L.H.  
Model XL-40

**Engine Door - RH**

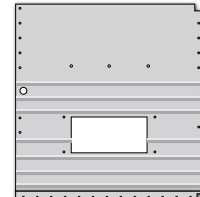


- (b) 283055 Engine Door - Assy R.H. w/Lock  
Model XL-40
- 283056 Engine Door - Assy R.H. w/Lock  
Model XL-40



- (b) 471701 Panel R.H. / W/Lock & W/Plate Holder  
Up to SN H-284, Model XL-40  
Those Panels Are Used With Aluminum Crest 8V92 #490229, Witch One Have 3 Holes For Crest
- 472024 Panel R.H. / W/Lock & W/Plate Holder  
From SN H-285 Up to SN L-684, Model XL-40  
Those Panels Are Used With Plastic Crest #490405, Witch One Have 3 Holes For Crest
- 471703 Panel R.H. / W/Lock & W/Plate Holder  
Up to SN H-284, Model XL-40  
Those Panels Are Used With Aluminum Crest 8V92 #490229, Witch One Have 3 Holes For Crest
- 472025 Panel R.H. / W/Lock & W/Plate Holder  
From SN H-285 Up to SN L-684, Model XL-40  
Those Panels Are Used With Plastic Crest #490405, Witch One Have 3 Holes For Crest

**Engine Door - RH - Continued**



- (b) 472487 Panel R.H. / W/Lock & W/Plate Holder  
From SN L-685, Model XL-40  
This Panel Is Used With Casting Crest #490550  
Witch One Have 3 Holes For Crest
- 472256 Panel R.H. / W/Lock & W/Plate Holder  
Model XL-40  
This Panel Is Used Without Holes For Crest On Door And They Used On Alls Doors Assy For Service.
- 471674 Panel R.H. / W/Lock & W/OPlate Holder  
Up to SN H-284, Model XL-40  
Those Panels Are Used With Aluminum Crest 8V92 #490229, Witch One Have 3 Holes For Crest
- 472552 Panel R.H. / W/OLock & W/Plate Holder  
From SN L-685, Model XL-40  
This Panel Is Used With Casting Crest #490550, Witch One Have 3 Holes For Crest
- 472488 Panel R.H. / W/OLock & W/Plate Holder  
Model XL-40  
This Panel Is Used Without Holes For Crest On Door And They Used On Alls Doors Assy For Service.

**Location 1L**

**Front Side Service Doors and Junction Box**




**Service Doors**



- 281497P Front Service Door - Assy  
Up to SN K-768, Model XL-40  
This Door Assy Is Use With 1 Gallon WWasher
- 281614P Front Service Door - Assy  
From SN K-769 Up to SN L-684, Model XL-40  
This Door Assy Is Use With 3 Gallon WWasher
- 283745P Front Service Door - Assy  
From SN L-685, Model XL-40  
This Door Assy Is Use With 4 Gallon WWasher




- 471513 Panel - Upper  
Model XL-40
- 474204 Panel - Upper  
From SN X-6945, Model XL-40



- 471515 Panel - Lower  
Model XL-40

**Rubber Rub Rails**



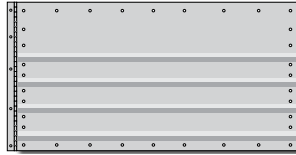
- 281523 Rub Rail - Assy 27.50"  
Model XL-40

**Custom Rub Rails**

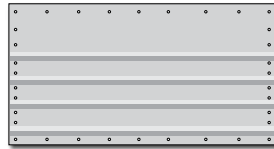


- 281523PS Rub Rail - Assy 27.50"  
Model XL-40

**Junction Box Doors**



- 281501P Front Junction Box - Assy  
Model XL-40



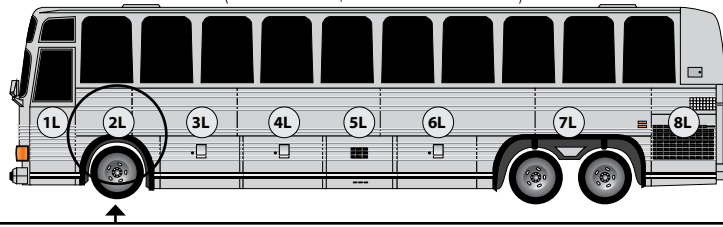
- 474203 Panel - Front Junction Box  
From SN X-6945, Model XL-40  
This Panel Does Not Have Hole For Cylinder Key
- 471517 Panel - Front Junction Box  
Model XL-40

**NOTES:** \_\_\_\_\_

**NOTES:** \_\_\_\_\_

**Location 2L**

**Front Wheelhouse Panels**



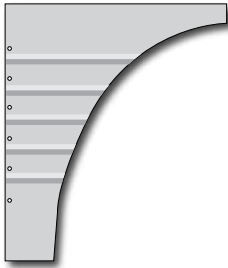
**Panels - Front Wheelhouse - Forward**

**Panels - Front Wheelhouse - Backward**

**NOTES:** \_\_\_\_\_



- 471441 Panel - L.H. / One Piece 22" X 34.81"  
Up to SN S-569, Model XL-40
- 471741 Panel - L.H. /Up Piece W/110V 22" X 34.81"  
Up to SN S-569, Model XL-40



- 473127 Panel - L.H. / Up Piece 22" X 27.24"  
From SN S-570, Model XL-40
- 473128 Panel - L.H. / Up Piece W/110V 22" X 27.24"  
From SN S-570, Model XL-40



- 473117 Panel - Lower Piece 4.68" X 8.34"  
From SN S-570 Model XL-40

**Rubber Rub Rails**



- 471592 Rub Rail - Assy 3.00"  
Model XL-40

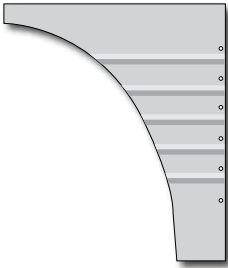
**Custom Rub Rails**




- 471592PS Rub Rail - Assy 3.00"  
Model XL-40



- 471442 Panel - R.H. One Piece 22.62" X 36.81"  
Up to SN S-569, Model XL-40



- 473118 Panel - R.H. / Up Piece 22.63" X 27.24"  
From SN S-570, Model XL-40



- 473119 Panel - Lower Piece 5.43" X 9.92"  
From SN S-570 Model XL-40

**Rubber Rub Rails**



- 471709 Rub Rail - Assy 3.75"  
Model XL-40

**Custom Rub Rails**



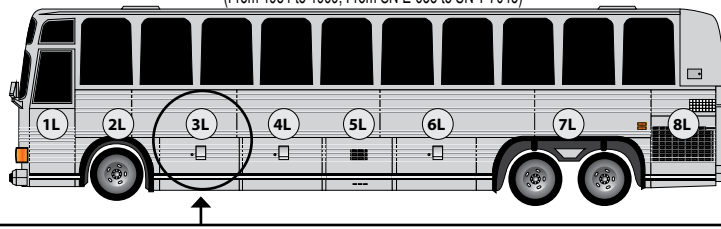
- 471709PS Rub Rail - Assy 3.75"  
Model XL-40

Custom Rub Rails Also Available w/o Taper

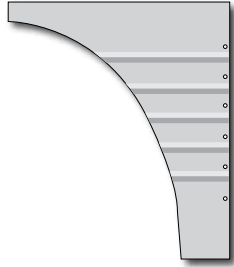
All listed parts are manufactured by IBP Industries to OEM specifications

**Location 3L**


**Baggage Doors and Adjacent Panels**



**Adjacent Body Panels**



471442 Panel - R.H. One Piece 22 5/8" X 36 13/16"  
Up to SN S-569, Model XL-40



473119 Panel - Lower Piece 5.43" X 9.92"  
From SN S-570 Model XL-40

**Rubber Rub Rails**



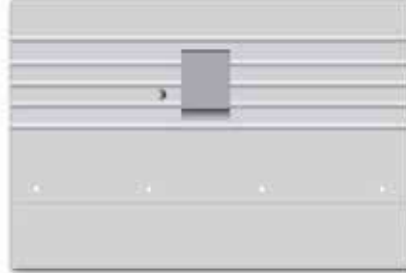
471709 Rub Rail - Assy 3.75"  
Model XL-40

**Custom Rub Rails**



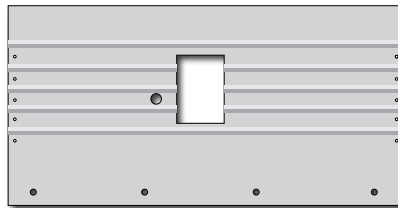
471709PS Rub Rail - Assy 3.75"  
Model XL-40

**Baggage Doors**




481037P Door - Assy / W/Insulation 53"  
Model XL-40

481489 Door - Assy / W/O Insulation 53"  
Model XL-40




481036 Panel - Upper 53"  
Model XL-40




481003 Panel - Lower / S.B. 53"  
Model XL-40

**Rubber Rub Rails**



480994 Rub Rail - Assy 53.5"  
Model XL-40

**Custom Rub Rails**



480994PS Rub Rail - Assy 53.5"  
Model XL-40

**Adjacent Body Panels**



471520 Finishing Post / "U" Shape, 2 Bag. Doors 1 1/2" X 36 3/8"  
Up to SN T-5931, Model XL-40

473384 Finishing Post / "U" Shape, 2 Bag. Doors 1 1/2" X 36 3/8"  
From SN T-5932, Model XL-40

**Rubber Rub Rails**



471551 Rub Rail - Assy, 2 Bag. Doors 1.50"  
Model XL-40

**Custom Rub Rails**



471551PS Rub Rail - Assy, 2 Bag. Doors 1.50"  
Model XL-40

**Baggage Door Hardware**



Rivets  
504746

Weatherstrip  
w/53" Door  
481033

Rod Assy Lock w/53" Door  
480995

Ring Retainer  
504318

Bushing Nyliner  
w/Shoulder  
507254

Washer  
500473

Screw Cap Hex  
500162

Roller  
480478

Retainer Rod  
481011

Rod Female  
481227

Cylinder Gaz  
980014

Rod Guide  
481564

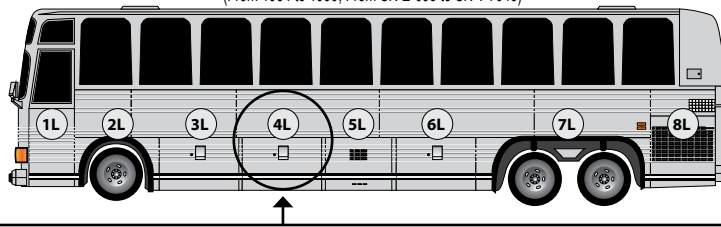
Handle Assy  
481358

All listed parts are manufactured by IBP Industries to OEM specifications

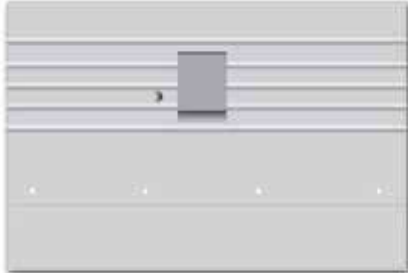


**Location 4L**

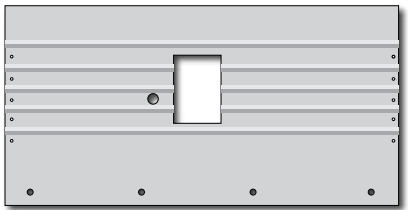
**Baggage Doors and Adjacent Panels**




**Baggage Doors**



- 481037P Door - Assy / W/Insulation Model XL-40 53"
- 481489 Door - Assy / W/O Insulation Model XL-40 53"




- 481036 Panel - Upper Model XL-40 53"




- 481003 Panel - Lower / S.B. Model XL-40 53"

**Rubber Rub Rails**



- 480994 Rub Rail - Assy Model XL-40 53.5"

**Custom Rub Rails**



- 480994PS Rub Rail - Assy Model XL-40 53.5"

**Adjacent Body Panels**



- 471520 Finishing Post / "U" Shape, 2 Bag. Doors Up to SN T-5931, Model XL-40 1 1/2" X 36 3/8"
- 473384 Finishing Post / "U" Shape, 2 Bag. Doors From SN T-5932, Model XL-40 1 1/2" X 36 3/8"

**Rubber Rub Rails**



- 471551 Rub Rail - Assy, 2 Bag. Doors Model XL-40 1.50"

**Custom Rub Rails**



- 471551PS Rub Rail - Assy, 2 Bag. Doors Model XL-40 1.50"

**Adjacent Body Panels**



- 471575 Panel - L.H. "L" Shape / Front Of Evap. Door 1 1/2" X 36 3/8" Up to SN T-5931 Model XL-40
- 473382 Panel - L.H. "L" Shape / Front Of Evap. Door 1 1/2" X 36 3/8" From SN T-5932 Model XL-40

**Baggage Door Hardware**

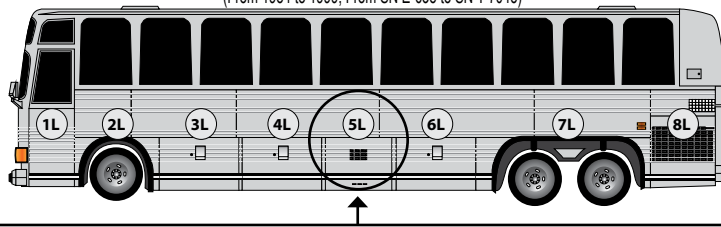


- Rivets 504746
- Weatherstrip w/53" Door 481033
- Rod Assy Lock w/53" Door 480995
- Ring Retainer 504318
- Bushing Nylon w/Shoulder 507254
- Washer 500473
- Screw Cap Hex 500162
- Roller 480478
- Retainer Rod 481011
- Rod Female 481227
- Cylinder Gaz 980014
- Rod Guide 481564
- Handle Assy 481358

All listed parts are manufactured by IBP Industries to OEM specifications

**Location 5L**

**Evaporator Doors & Adjacent Panels**



**Adjacent Body Panels**



- 471575 Panel - L.H. "L" Shape / Front Of Evap. Door 1 1/2" X 36 3/8" Up to SN T-5931 Model XL-40
- 473382 Panel - L.H. "L" Shape / Front Of Evap. Door 1 1/2" X 36 3/8" From SN T-5932 Model XL-40



- 471520 Finishing Post / "U" Shape, 2 Bag. Doors 1 1/2" X 36 3/8" Up to SN T-5931, Model XL-40
- 473384 Finishing Post / "U" Shape, 2 Bag. Doors 1 1/2" X 36 3/8" From SN T-5932, Model XL-40

**Rubber Rub Rails**




- 471551 Rub Rail - Assy, 2 Bag. Doors 1.50" Model XL-40

**Custom Rub Rails**




- 471551PS Rub Rail - Assy, 2 Bag. Doors 1.50" Model XL-40


**Evaporator Doors**



- 480985P Evaporator Door - Assy Up to SN M-873, Model XL-40
- 481903P Evaporator Door - Assy From SN M-874, Model XL-40




- 471527 Panel - Upper Up to SN M-873, Model XL-40
- 472571 Panel - Upper From SN M-874, Model XL-40




- 471528 Panel - Lower / Flat Model XL-40
- 472572 Panel - Lower / Flat From SN M-874, Model XL-40

**Rubber Rub Rails**




- 471534 Rub Rail - Assy 44.75 Model XL-40

**Custom Rub Rails**




- 471534PS Rub Rail - Assy 44.75 Model XL-40


**Evaporator Doors**



- 483279 Evaporator Door - Assy Model XL-40

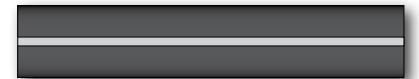


- 473400 Panel - Upper Model XL-40



- 473445 Panel - Lower / S.B Model XL-40

**Rubber Rub Rails**



- 471534 Rub Rail - Assy 44.75 Model XL-40

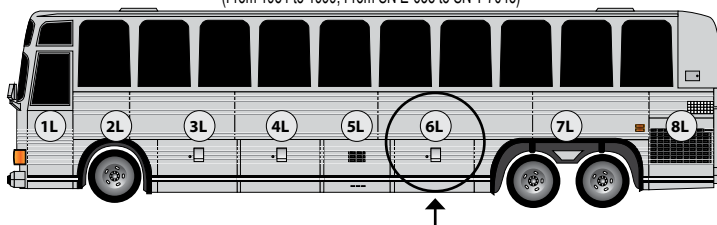
**Custom Rub Rails**



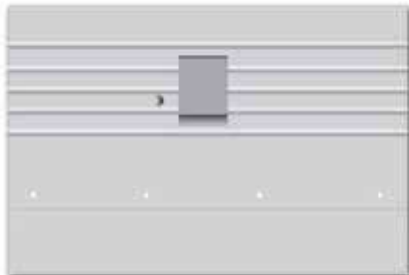
- 471534PS Rub Rail - Assy 44.75 Model XL-40

**Location 6L**


**Baggage Doors & Adjacent Panels**




**Baggage Doors**



- 481037P Door - Assy / W/Insulation 53"  
Model XL-40
- 481489 Door - Assy / W/O Insulation 53"  
Model XL-40




- 481036 Panel - Upper 53"  
Model XL-40




- 481003 Panel - Lower / S.B. 53"  
Model XL-40

**Rubber Rub Rails**



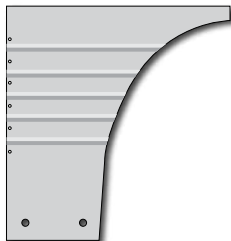
- 480994 Rub Rail - Assy 53.5"  
Model XL-40

**Custom Rub Rails**



- 480994PS Rub Rail - Assy 53.5"  
Model XL-40

**Adjacent Panels**




- 471448 Panel - Rear L.H. 31 1/8" X 27 3/16"  
Model XL-40
- 471950 Panel - Rear L.H. w/Light 31 1/8" X 27 3/16"  
Model XL-40




- 471613 Panel - L.H. 13.93" X 10.70"  
Up to SN S-569, Model XL-40
- 473113 Panel - L.H. 13.93" X 10.51"  
From SN S-570, Model XL-40

**Rubber Rub Rails**



- 471591 Rub Rail - Assy 12 3/16"  
Model XL-40

**Custom Rub Rails**



- 471591PS Rub Rail - Assy 12 3/16"  
Model XL-40

**NOTES:** \_\_\_\_\_

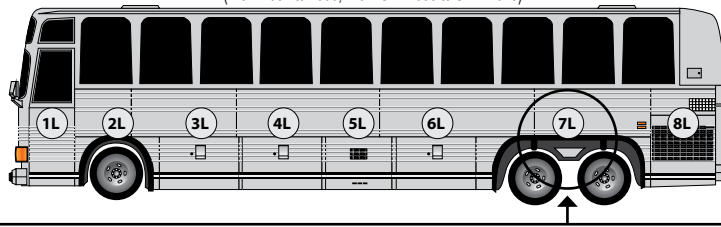
**Baggage Door Hardware**




All listed parts are manufactured by IBP Industries to OEM specifications

**Location 7L**


**Rear Wheelhouse Panels**



**Panels - Rear Wheelhouse - Forward**




- 471448 Panel - Rear L.H. Model XL-40 31 1/8" X 27 3/16"
- 471950 Panel - Rear L.H. w/Light Model XL-40 31 1/8" X 27 3/16"



- 471613 Panel - L.H. Up to SN S-569, Model XL-40 13.93" X 10.70"
- 473113 Panel - L.H. From SN S-570, Model XL-40 13.93" X 10.51"

**Rubber Rub Rails**



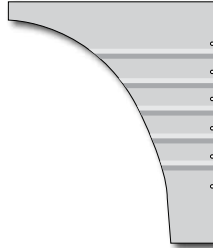
- 471591 Rub Rail - Assy Model XL-40 12 3/16"

**Custom Rub Rails**



- 471591PS Rub Rail - Assy Model XL-40 12 3/16"

**Panels - Rear Wheelhouse - Backward**



- 473120 Panel - Rear L.H. Backward From SN S-570, Model XL-40 20.74" X 27.24"
- 471447 Panel, L.H. One Piece Up To Sn S-569 Model XL-40 22 25" X 35.18"



- 473125 Panel - Fender, Lower From SN S-570, Model XL-40 3.26" X 8.54"

**Rubber Rub Rails**



- 471592 Rub Rail - Assy Model XL-40 3.00"

**Custom Rub Rails**



- 471592PS Rub Rail - Assy Model XL-40 3.00"

**NOTES:** \_\_\_\_\_

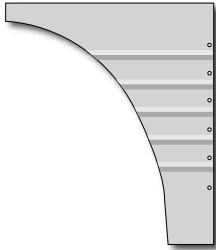
Straight or Tapered Available

**Location 8L**

**Radiator Doors & Adjacent Panels**



**Adjacent Panels**



- 473120 Panel - Rear L.H. Backward 20.74" X 27.24"  
From SN S-570, Model XL-40
- 471447 Panel, L.H. One Piece 22.25" X 35.18"  
Up To Sn S-569 Model XL-40



- 473125 Panel - Fender, Lower 3.26" X 8.54"  
From SN S-570, Model XL-40

**Rubber Rub Rails**



- 471592 Rub Rail - Assy 3.00"  
Model XL-40


**Custom Rub Rails**




- 471592PS Rub Rail - Assy 3.00"  
Model XL-40

**NOTES:**

**Radiator Doors**



- 281517 Assy - Radiator Door  
Up to SN J-534, Model XL-40
- 282347P Assy - Radiator Door w/Lock  
Up to SN J-534, Model XL-40
- 282468P Assy - Radiator Door  
From SN J-535, Model XL-40
- 282462P Assy - Radiator Door w/Lock  
From SN J-535 Up to SN R-870, Model XL-40
- 282466P Assy - Radiator Door w/Lock  
From SN R-871, Model XL-40
- 284923 Assy - Radiator Door  
Model XL-40
- 284927 Assy - Radiator Door w/Lock  
Model XL-40




- 471205 Panel - Upper, W/9 Rows 72  
Up to SN G-178, Model XL-40
- 471947 Panel - Upper, W/9 Rows 72  
From SN G-179 Up to SN H-284 Model XL-40
- 471868 Panel - Upper, W/9 Rows 72 w/Lock  
Up to SN G-178 Model XL-40
- 471945 Panel - Upper, W/9 Rows 72  
From SN G-179 Up to SN H-284, Model XL-40
- 472007 Panel - Upper, W/12 Rows 43  
From SN H-285 Up to SN R-870, Model XL-40
- 472822 Panel - Upper, W/12 Rows 43  
From SN R-871, Model XL-40
- 472006 Panel - Upper, W/12 Rows 43 w/Lock  
From SN H-285 Up to SN R-870, Model XL-40
- 472821 Panel - Upper, W/12 Rows 43 w/Lock  
From SN R-871, Model XL-40
- 472871 Panel - Upper, W/12 Rows 45 w/Lock  
Model XL-40

**Radiator Doors**



- 471204 Panel - Lower  
Model XL-40

**Rubber Rub Rails**



- 284488 Rub Rail - Assy 44.12"  
From SN P-722, Model XL-40
- 281518 Rub Rail - Assy 44.62"  
Model XL-40

**Custom Rub Rails**



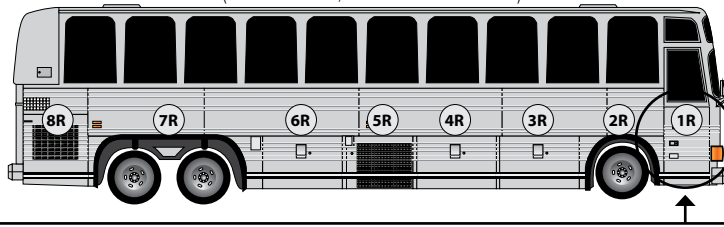
- 284488PS Rub Rail - Assy 44.12"  
From SN P-722, Model XL-40
- 281518PS Rub Rail - Assy 44.62"  
Model XL-40

**NOTES:**

All listed parts are manufactured by IBP Industries to OEM specifications

**Location 1R**

**Entrance Doors**



**Entrance Doors**




471115 Panel - Upper / S.S. (2 Pieces Only)  
Model XL-40




471116 Panel - Lower  
Model XL-40  
472883 Panel - Lower  
Model XL-40

**Rubber Rub Rails**



281520 Rub Rail - Assy 29 37"  
Model XL-40

**Custom Rub Rails**

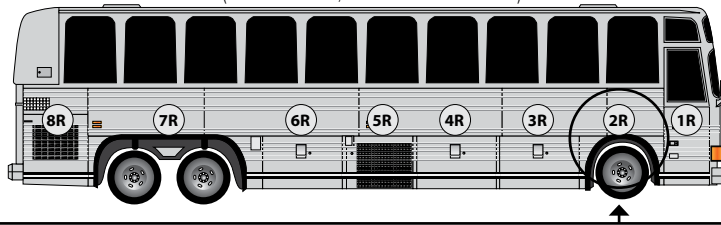


281520 Rub Rail - Assy 29 37"  
Model XL-40

**NOTES:**

**Location 2R**

**Front Wheelhouse Panels**



**Panels - Front Wheelhouse - Backward**



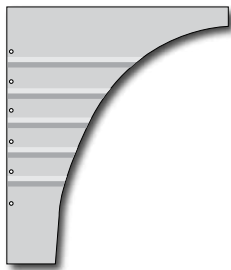
471440 Panel - R.H. One Piece 22.62" X 36.81"  
Up to SN S-569, Model XL-40

**Panels - Front Wheelhouse - Forward**

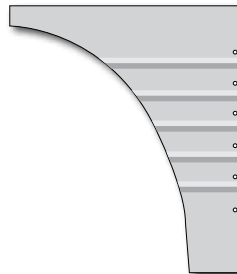


471748 Panel - Front R.H. One Piece 22.00" X 34.18"  
Up to SN G-095, Model XL-40  
471439 Panel - Front R.H. One Piece 22.00" X 34.18"  
From SN G-096 Up to SN P-740, Model XL-40  
471447 Panel - Front R.H. One Piece 22.25" X 35.18"  
From SN P-741 Up to SN S-569, Model XL-40

**NOTES:** \_\_\_\_\_



473110 Panel - Upper R.H. Backward 22.59" X 26.45"  
From SN S-570, Model XL-40



473109 Panel - Front R.H. Forward 22.24" X 27.24"  
From SN S-570, Model XL-40



473111 Panel - Lower 5.19" X 10.07"  
From SN S-570, Model XL-40



473108 Panel - Lower 4.73" X 8.34"  
From SN S-570, Model XL-40

**Rubber Rub Rails**



471709 Rub Rail - Assy 3.75"  
Model XL-40

**Rubber Rub Rails**



471592 Rub Rail - Assy 3.00"  
Model XL-40

**Custom Rub Rails**



471709PS Rub Rail - Assy 3.75"  
Model XL-40

**Custom Rub Rails**



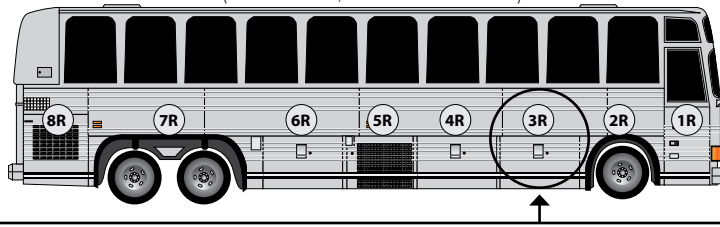
471592PS Rub Rail - Assy 3.00"  
Model XL-40

Straight or Tapered Available

All listed parts are manufactured by IBP Industries to OEM specifications

**Location 3R**

**Baggage Doors & Adjacent Panels**



**Adjacent Body Panels**



- 471520 Finishing Post / "U" Shape, 2 Bag. Doors 1 1/2" X 36 3/8"  
Up to SN T-5931, Model XL-40
- 473384 Finishing Post / "U" Shape, 2 Bag. Doors 1 1/2" X 36 3/8"  
From SN T-5932, Model XL-40

**Rubber Rub Rails**



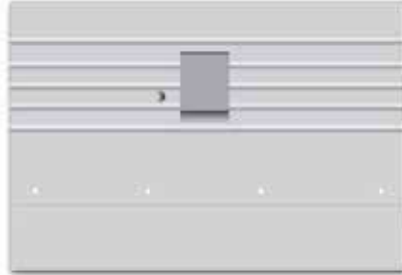
- 471551 Rub Rail - Assy, 2 Bag. Doors 1.50"  
Model XL-40

**Custom Rub Rails**




- 471551PS Rub Rail - Assy, 2 Bag. Doors 1.50"  
Model XL-40


**Baggage Doors**



- 481037P Door - Assy / W/Insulation 53"  
Model XL-40
- 481489 Door - Assy / W/O Insulation 53"  
Model XL-40




- 481036 Panel - Upper 53"  
Model XL-40



- 481003 Panel - Lower / S.B. 53"  
Model XL-40

**Rubber Rub Rails**



- 480994 Rub Rail - Assy 53.5"  
Model XL-40

**Custom Rub Rails**

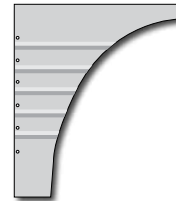


- 480994PS Rub Rail - Assy 53.5"  
Model XL-40

**Adjacent Body Panels**



- 471440 Panel - R.H. One Piece 22.62" X 36.81"  
Up to SN S-569, Model XL-40



- 473110 Panel - Upper R.H. Backward 22.59" X 26.45"  
From SN S-570, Model XL-40



- 473111 Panel - Lower 5.19" X 10.07"  
From SN S-570, Model XL-40

**Rubber Rub Rails**



- 471709 Rub Rail - Assy 3.75"  
Model XL-40

**Custom Rub Rails**



- 471709PS Rub Rail - Assy 3.75"  
Model XL-40

**Baggage Door Hardware**



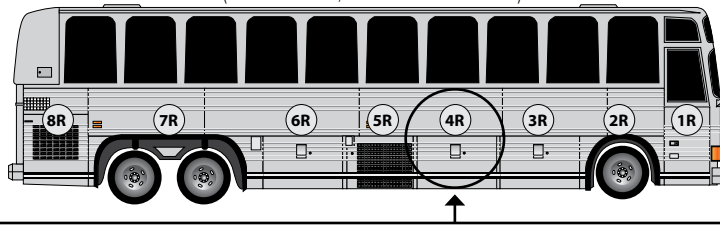
- Rivets 504746
- Weatherstrip w/53" Door 481033
- Rod Assy Lock w/53" Door 480995
- Ring Retainer 504318
- Bushing Nylon w/Shoulder 507254
- Washer 500473
- Screw Cap Hex 500162
- Roller 480478
- Retainer Rod 481011
- Rod Female 481227
- Cylinder Gaz 980014
- Rod Guide 481564
- Handle Assy 481358

All listed parts are manufactured by IBP Industries to OEM specifications



**Location 4R**

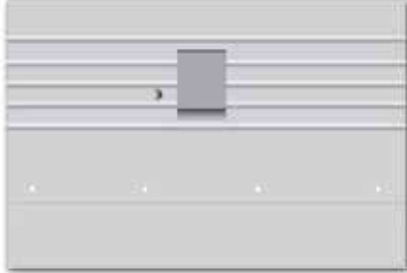
**Baggage Doors & Adjacent Panels**



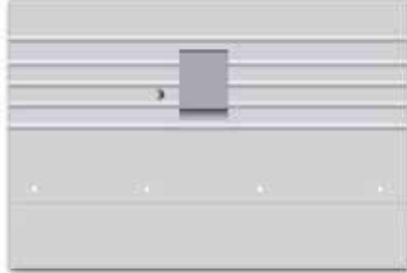
**Baggage Doors**

**Baggage Doors - W.C.L.**

**Adjacent Body Panels**




- 481037P Door - Assy / W/Insulation Model XL-40 53"
- 481489 Door - Assy / W/O Insulation Model XL-40 53"




- 483200P Door - Assy Model XL-40 53"



- 471520 Finishing Post / "U" Shape, 2 Bag. Doors Up to SN T-5931, Model XL-40 1.5" X 36.37"
- 473384 Finishing Post / "U" Shape, 2 Bag. Doors From SN T-5932, Model XL-40 1.5" X 36.37"



- 481036 Panel - Upper Model XL-40 53"



- 483201 Panel - Upper Model XL-40 53"



- 481003 Panel - Lower / S.B. Model XL-40 53"



- 483202 Panel - Lower Model XL-40 53"

**Rubber Rub Rails**




- 471551 Rub Rail - Assy, 2 Bag. Doors Model XL-40 1.50"

**Custom Rub Rails**




- 471551 Rub Rail - Assy, 2 Bag. Doors Model XL-40 1.50"

**Rubber Rub Rails**




- 480994 Rub Rail - Assy Model XL-40 53.5"

**Rubber Rub Rails**



- 480994 Rub Rail - Assy Model XL-40 53.5"

**Custom Rub Rails**



- 480994PS Rub Rail - Assy Model XL-40 53.5"

**Custom Rub Rails**



- 480994PS Rub Rail - Assy Model XL-40 53.5"

- 471574 Panel - R.H. "L" Shape / Front Of Cond. Door Up to SN T-5931, Model XL-40
- 473383 Panel - R.H. "L" Shape / Front Of Cond. Door From SN T-5932 Model XL-40

**Baggage Door Hardware**

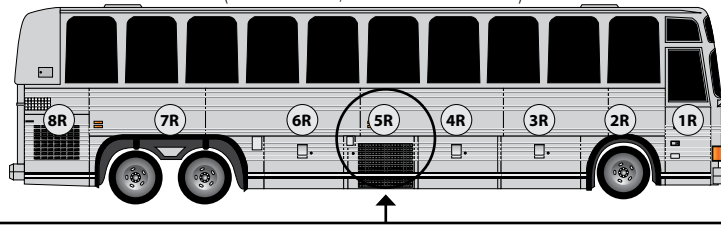


- Rivets 504746
- Weatherstrip w/53" Door 481033
- Rod Assy Lock w/53" Door 480995
- Ring Retainer 504318
- Bushing Nyliner w/Shoulder 507254
- Washer 500473
- Screw Cap Hex 500162
- Roller 480478
- Retainer Rod 481011
- Rod Female 481227
- Cylinder Gaz 980014
- Rod Guide 481564
- Handle Assy 481358

All listed parts are manufactured by IBP Industries to OEM specifications

**Location 5R**

**Condensor Doors & Adjacent Panels**



**Adjacent Panels**



471472 Assy - Fuel Door, R.H.  
Model XL-40



471520 Finishing Post / "U" Shape, 2 Bag, Doors 1.5" X 36.37"  
Up to SN T-5931, Model XL-40  
473384 Finishing Post / "U" Shape, 2 Bag, Doors 1.5" X 36.37"  
From SN T-5932, Model XL-40

**Rubber Rub Rails**




471551 Rub Rail - Assy, 2 Bag, Doors 1.50"  
Model XL-40

**Custom Rub Rails**




471551PS Rub Rail - Assy, 2 Bag, Doors 1.50"  
Model XL-40

**Condensor Doors**



451184P Assy - Condensor Door  
Model XL-40  
483282 Assy - Condensor Door  
Model XL-40

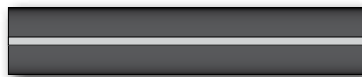


471507 Panel - Upper W/2.22 Sqf Perforated 44.87"  
Model XL-40  
482445 Panel - Upper  
Model XL-40




471508 Panel - Lower W/1.00 Sqf Perforated 44.87"  
Model XL-40  
482446 Panel - Lower  
Model XL-40

**Rubber Rub Rails**



480914 Rail Protector - SS Black Treated 44.18"  
Model XL-40

**Custom Rub Rails**



480914PS Rail Protector 44.18"  
Model XL-40

**Adjacent Panels**

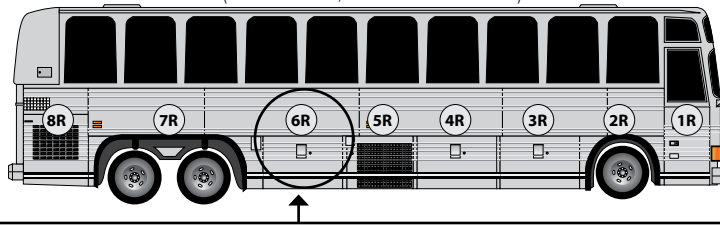


471574 Panel - R.H. "L" Shape / Front Of Cond. Door  
Up to SN T-5931, Model XL-40  
473383 Panel - R.H. "L" Shape / Front Of Cond. Door  
From SN T-5932 Model XL-40

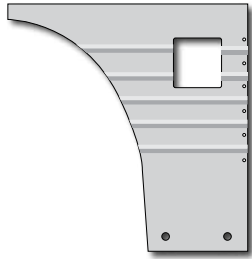
**NOTES:**

**Location 6R**

**Baggage Doors & Adjacent Panels**



**Adjacent Panels**




- 471445 Panel - R.H. Forward 31.21" X 27.18"  
Model XL-40
- 471949 Panel - R.H. Forward, W/Light 31.12" X 27.18"  
Model XL-40



- 471612 Panel - Fender, Lower 13.93" X 10.70"  
Up to SN S-569 Model XL-40
- 473112 Panel - Fender, Lower 13.93" X 10.51"  
From SN S-570 Model XL-40

**Rubber Rub Rails**



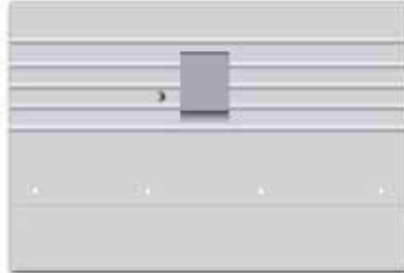
- 471591 Rub Rail - Assy 12.18"  
Model XL-40

**Custom Rub Rails**




- 471591PS Rub Rail - Assy 12.18"  
Model XL-40


**Baggage Doors**



- 481037P Door - Assy / W/Insulation 53"  
Model XL-40
- 481489 Door - Assy / W/O Insulation 53"  
Model XL-40




- 481036 Panel - Upper 53"  
Model XL-40



- 481003 Panel - Lower / S.B. 53"  
Model XL-40

**Rubber Rub Rails**



- 480994 Rub Rail - Assy 53.5"  
Model XL-40

**Custom Rub Rails**



- 480994PS Rub Rail - Assy 53.5"  
Model XL-40

**NOTES:** \_\_\_\_\_

**Baggage Door Hardware**



Rivets  
504746

Weatherstrip  
w/53" Door  
481033

Rod Assy Lock w/53" Door  
480995

Ring Retainer  
504318

Bushing Nyliner  
w/Shoulder  
507254

Washer  
500473

Screw Cap Hex  
500162

Roller  
480478

Retainer Rod  
481011

Rod Female  
481227

Cylinder Gaz  
980014

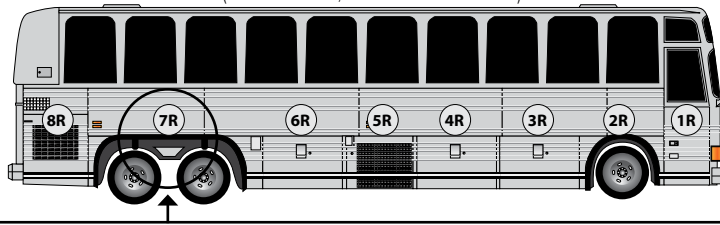
Rod Guide  
481564

Handle Assy  
481358

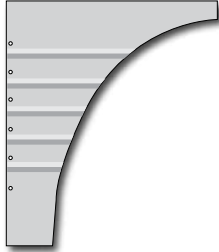
All listed parts are manufactured by IBP Industries to OEM specifications

**Location 7R**

**Rear Wheelhouse Panels**



**Panels - Rear Wheelhouse - Backward**



- 471446 Panel - One Piece, R.H. 22.25" X 35.06"  
Up to SN S-569, Model XL-40
- 473114 Panel - Upper Piece, R.H. 22.24" X 27.24"  
From SN S-570, Model XL-40



- 473115 Panel - Lower Piece, R.H. 4.76" X 8.54"  
From SN S-570, Model XL-40

**Rubber Rub Rails**



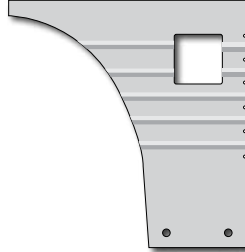
- 471592 Rub Rail - Assy 3.00"  
Model XL-40

**Custom Rub Rails**



- 471592PS Rub Rail - Assy 3.00"  
Model XL-40

**Panels - Rear Wheelhouse - Forward**




- 471445 Panel - R.H. Forward 31 7/32" X 27 3/16"  
Model XL-40
- 471949 Panel - R.H. Forward, W/Light 31 1/8" X 27 3/16"  
Model XL-40




- 471612 Panel - Fender, Lower 13.93" X 10.70"  
Up to SN S-569 Model XL-40
- 473112 Panel - Fender, Lower 13.93" X 10.51"  
From SN S-570 Model XL-40

**Rubber Rub Rails**



- 471591 Rub Rail - Assy 12.18"  
Model XL-40

**Custom Rub Rails**

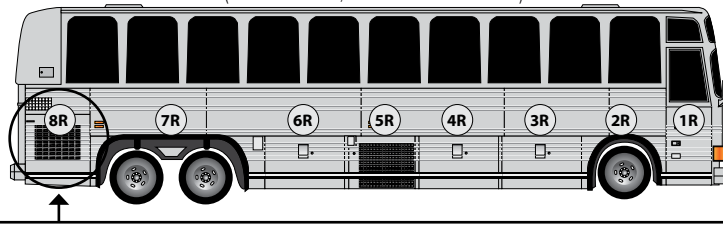


- 471591PS Rub Rail - Assy 12.18"  
Model XL-40


**NOTES:** \_\_\_\_\_

**Location 8R**


**Compressor Door & Adjacent Panels**



**Compressor Doors**



- 281521 Assy - Condensor Door  
Model XL-40
- 281947 Assy - Condensor Door, W/Lock  
Model XL-40




- 471207 Panel - Upper W/7 Rows 80  
Model XL-40
- 471869 Panel - Upper W/7 Rows 80 w/Lock  
Model XL-40
- 473365 Panel - Upper W/7 Rows 80 w/Lock  
From SN T-5881, Model XL-40
- 473366 Panel - Upper W/7 Rows 80  
From SN T-5881, Model XL-40



- 471206 Panel - Lower, R.H.  
Model XL-40

**Rubber Rub Rails**



- 281518 Rub Rail Assy  
Model XL-40 42.62"

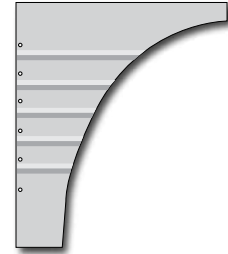
**Custom Rub Rails**



- 281518PS Rub Rail Assy  
Model XL-40 42.62"

**NOTES:** \_\_\_\_\_

**Adjacent Panels**



- 471446 Panel - One Piece, R.H. 22.25" X 35.06"  
Up to SN S-569, Model XL-40
- 473114 Panel - Upper Piece, R.H. 22.24" X 27.24"  
From SN S-570, Model XL-40



- 473115 Panel - Lower Piece, R.H. 4.76" X 8.54"  
From SN S-570, Model XL-40

**Rubber Rub Rails**



- 471592 Rub Rail - Assy 3.00"  
Model XL-40

**Custom Rub Rails**



- 471592PS Rub Rail - Assy 3.00"  
Model XL-40

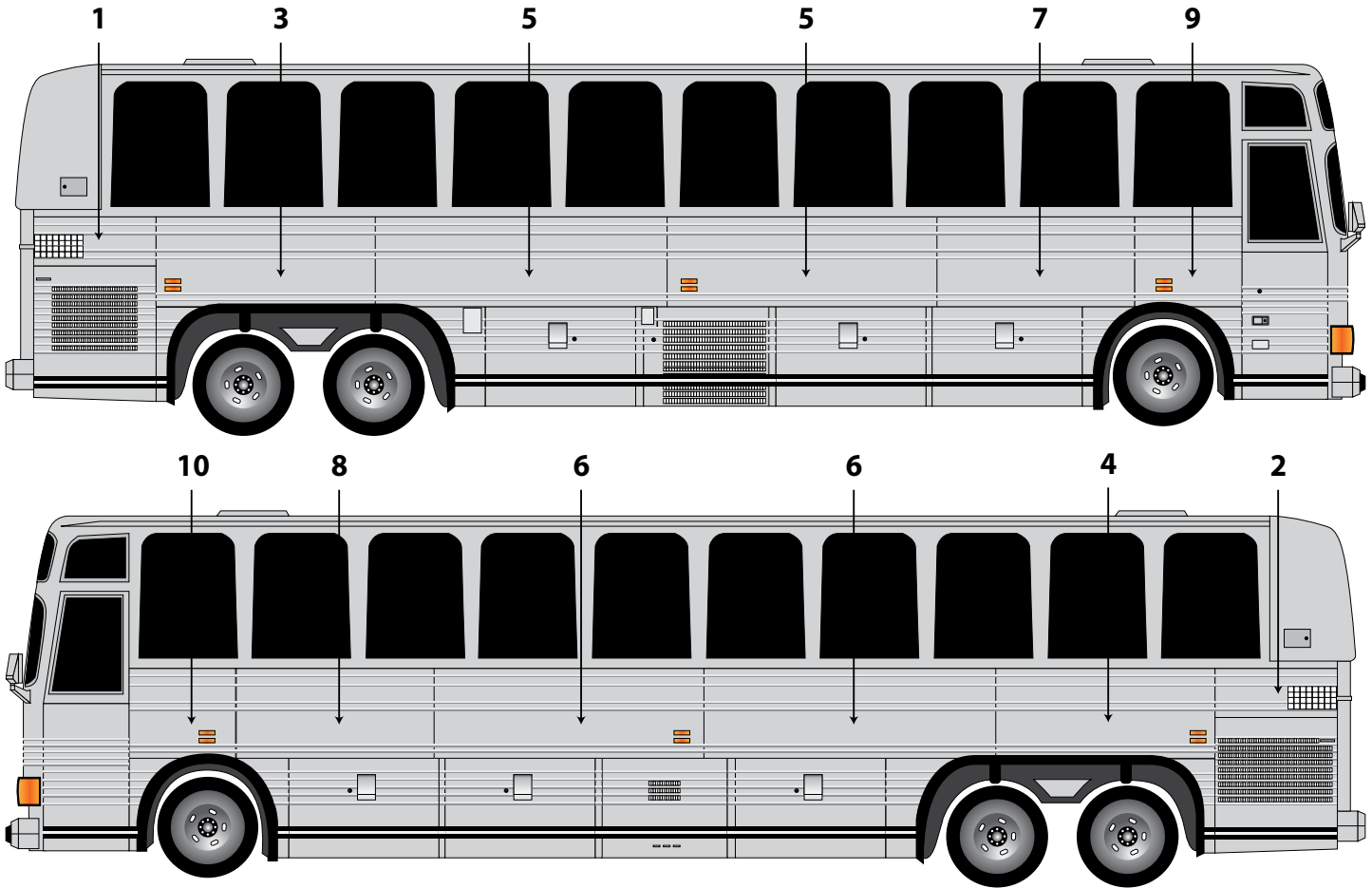
**NOTES:** \_\_\_\_\_

All listed parts are manufactured by IBP Industries to OEM specifications

# PREVOST XL-40

## Upper Panels

(From 1984 to 1999, From SN E-638 to SN Y-7045)



Key	Part#	Description	Length
1	471103	Panel - Upper, R.H. Up to SN X-6903 Model XL-40	45.00"
1	473921	Panel - Upper, R.H. From SN X-6904 Model XL-40	45.00"
2	471104	Panel - Upper, L.H. Up to SN R-949, Model XL-40, With Series 71 & 92	45.00"
2	472789	Panel - Upper, L.H. From SN P-722 Up to SN X-6903, Model XL-40 With Series 50 & 60	46.50"
2	473922	Panel - Upper, L.H. From SN X-6904, Model XL-40	46.50"
3	471587	Panel - Upper, R.H. Model XL-40	89.00"
4	471586	Panel - Upper, L.H. Model XL-40, With Series 71 & 92	89.00"
4	472785	Panel - Upper, L.H. Model XL-40, With Series 50 & 60	87.50"
5	471240	Panel - Upper, R.H. Up to SN T-5762 Model XL-40	96" x 30.12"
5	473323	Panel - Upper, L.H. & R.H. From SN T-5763 Model XL-40	96" x 30.12"
5	473582	Panel - L.H. & R.H. Service W/Out Rivets Holes Model XL-40	96"
5	474211	Panel - Upper, R.H. From SN X-6945, Model XL-40	83.81"

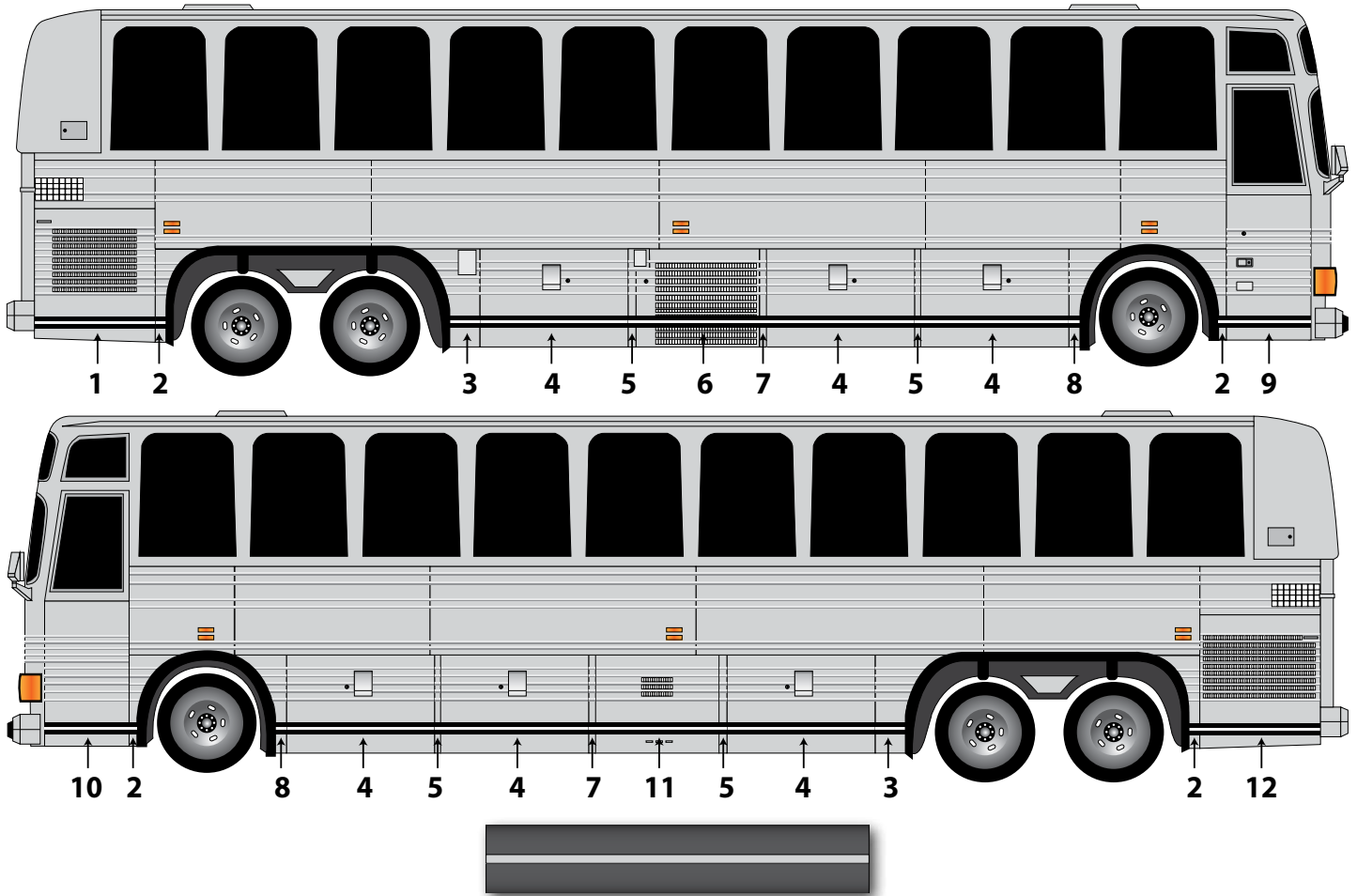
Key	Part#	Description	Length
5	474212	Panel - Upper, R.H. From SN X-6945, Model XL-40	42.87"
6	471290	Panel - Upper, L.H. Up to SN T-5762, Model XL-40	96" x 30.12"
6	473323	Panel - Upper, L.H. & R.H. From SN T-5763, Model XL-40	96" x 30.12"
6	473582	Panel - L.H. & R.H., Service W/Out Rivets Holes Model XL-40	96"
7	471239	Panel - Upper, R.H. Model XL-40	72" x 30.12"
8	471289	Panel - Upper, L.H. Model XL-40	72" x 30.12"
9	471444	Panel - Upper, R.H. Up to SN G-095, Model XL-40	39.75"
9	471783	Panel - Upper, R.H. From SN G-096 Up to SN S-569, Model XL-40	39.75"
9	472938	Panel - Upper, R.H. From SN S-570, Model XL-40	39.75"
9	473904	Panel - Upper, R.H. W/Air Door Model XL-40	39.75"
9	474187	Panel - Upper, R.H. W/Air Door From SN X-6945, Model XL-40	39.75"
10	471588	Panel - Upper, R.H. Up to SN J-609, Model XL-40, With "Prevost XI" Only	39.75"
10	471443	Panel - Upper, R.H. Model XL-40	39.75"

All listed parts are manufactured by IBP Industries to OEM specifications

# PREVOST XL-40

## Rubber Rub Rails

(From 1984 to 1999, From SN E-638 to SN Y-7045)



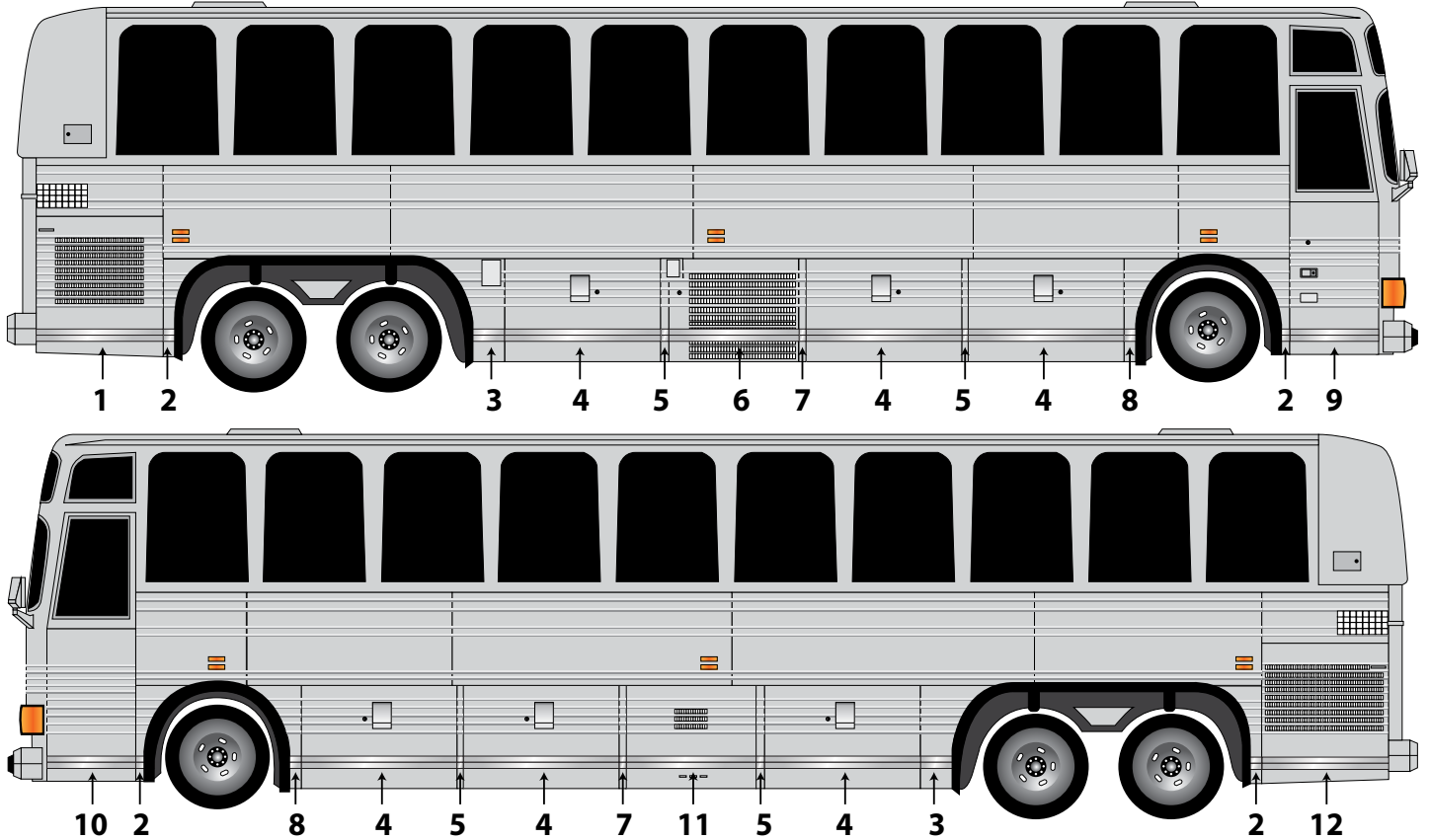
Key	Part#	Description	Length	Key	Part#	Description	Length
1	281518	Rub Rail - Assy Model XL-40	42.62"	8	471709	Rub Rail - Assy Model XL-40	3.75"
2	471592	Rub Rail - Assy Model XL-40	2.00"	9	281520	Rub Rail - Assy Model XL-40	29.37"
3	471591	Rub Rail - Assy Model XL-40	12.18"	10	281523	Rub Rail - Assy Model XL-40	27.50"
4	480994	Rub Rail - Assy Model XL-40	53.50"	11	471534	Rub Rail - Assy Model XL-40	44.75"
5	471551	Rub Rail - Assy Model XL-40	1.50"	12	284488	Rub Rail - Assy From SN P-722, Model XL-40	44.12"
6	480914	Rail Protector - SS, Black Treated Model XL-40	44.81"	12	281518	Rub Rail - Assy Model XL-40	42.62"
				12	285950	Rail Protector - SS, Black Treated From SN W-6562, Model XL-40	43.50"

All listed parts are manufactured by IBP Industries to OEM specifications

# PREVOST XL-40

## Custom Rub Rails

(From 1984 to 1999, From SN E-638 to SN Y-7045)



Key	Part#	Description	Length	Key	Part#	Description	Length
1	281518PS	Rub Rail - Assy Model XL-40	42.62"	8	471709PS	Rub Rail - Assy Model XL-40	3.75"
2	471592PS	Rub Rail - Assy Model XL-40	2.00"	9	281520PS	Rub Rail - Assy Model XL-40	29.37"
3	471591PS	Rub Rail - Assy Model XL-40	12.18"	10	281523PS	Rub Rail - Assy Model XL-40	27.50"
4	480994PS	Rub Rail - Assy Model XL-40	53.50"	11	471534PS	Rub Rail - Assy Model XL-40	44.75"
5	471551PS	Rub Rail - Assy Model XL-40	1.50"	12	284488PS	Rub Rail - Assy From SN P-722, Model XL-40	44.12"
6	480914PS	Rub Rail - Assy Model XL-40	44.81"	12	281518PS	Rub Rail - Assy Model XL-40	42.62"
				12	285950PS	Rub Rail - Assy From SN W-6562, Model XL-40	43.50"


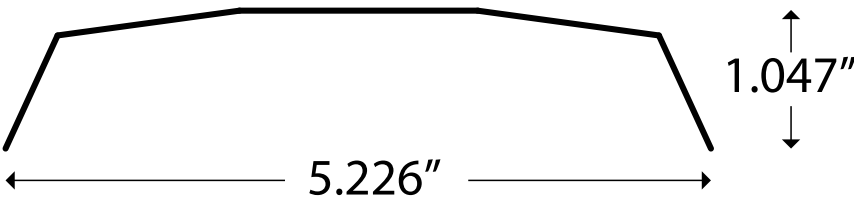
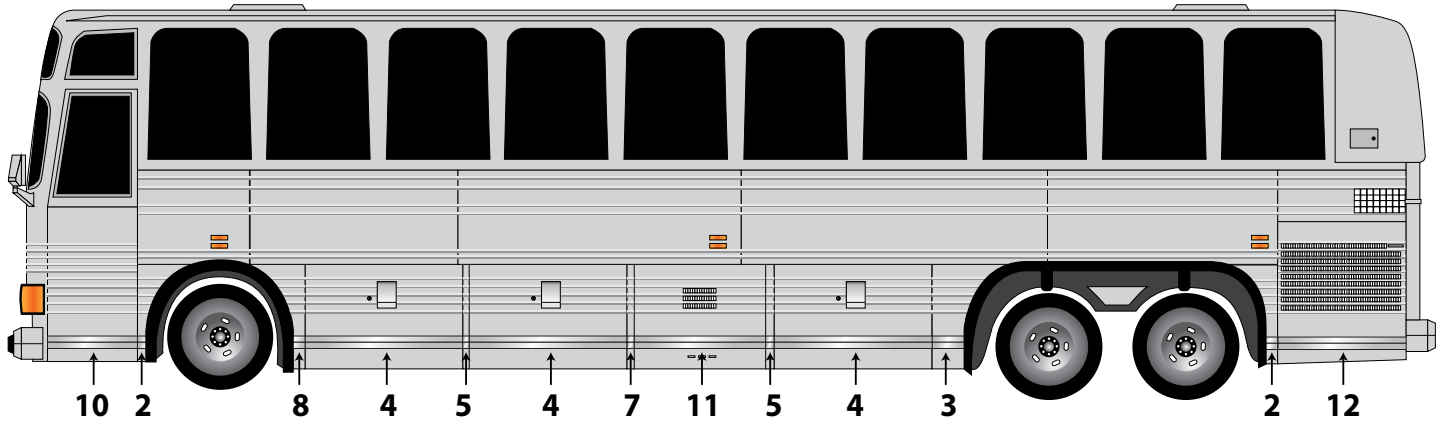
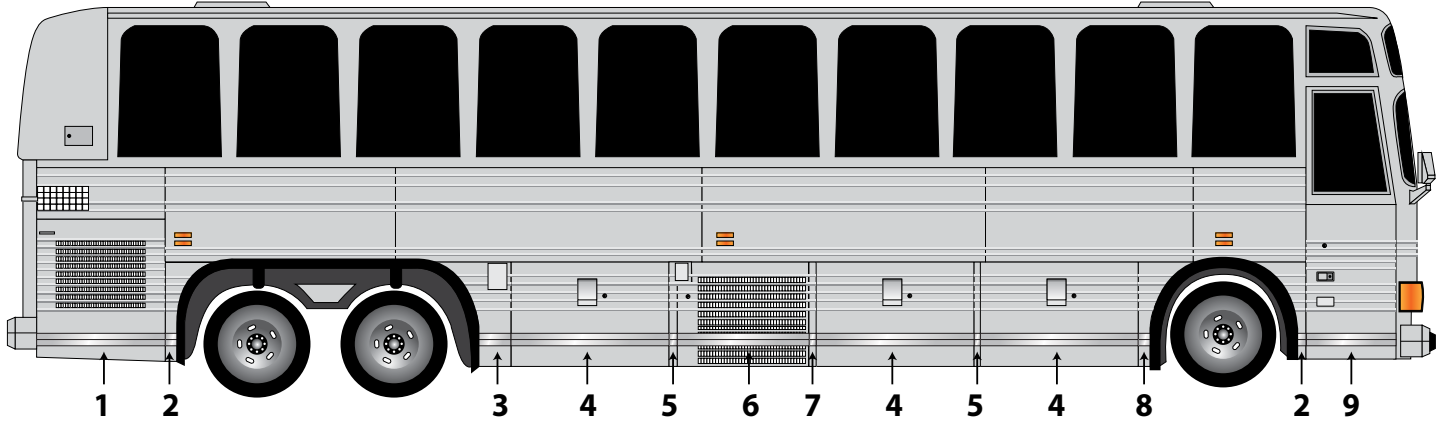
All listed parts are manufactured by IBP Industries to OEM specifications



# PREVOST XL-40

## Custom Rub Rails

(From 1984 to 1999, From SN E-638 to SN Y-7045)



Key	Part#	Description	Length
1	281518PS-CVR	Rub Rail - Assy Model XL-40	42.62"
2	471592PS-CVR	Rub Rail - Assy Model XL-40	2.00"
3	471591PS-CVR	Rub Rail - Assy Model XL-40	12.18"
4	480994PS-CVR	Rub Rail - Assy Model XL-40	53.50"
5	471551PS-CVR	Rub Rail - Assy Model XL-40	1.50"
6	480914PS-CVR	Rub Rail - Assy Model XL-40	44.81"

Key	Part#	Description	Length
8	471709PS-CVR	Rub Rail - Assy Model XL-40	3.75"
9	281520PS-CVR	Rub Rail - Assy Model XL-40	29.37"
10	281523PS-CVR	Rub Rail - Assy Model XL-40	27.50"
11	471534PS-CVR	Rub Rail - Assy Model XL-40	44.75"
12	284488PS-CVR	Rub Rail - Assy From SNP-722, Model XL-40	44.12"
12	281518PS-CVR	Rub Rail - Assy Model XL-40	42.62"
12	285950PS-CVR	Rub Rail - Assy From SN W-8562, Model XL-40	43.50"

All listed parts are manufactured by IBP Industries to OEM specifications

# PARTS LIST

Part #	Description	Size	Part #	Description	Size	Part #	Description	Size
281517	Assy - Radiator Door		471583	Panel - R.H.		473400	Panel - Upper	
281518	Rub Rail - Assy	42.62"	471586	Panel - Upper, L.H.	89.00"	473445	Panel - Lower / S.B	
281520	Rub Rail - Assy	29.37"	471587	Panel - Upper, R.H.	89.00"	473582	Panel - L.H. & R.H., Service W/Out Rivets Holes	96"
281520	Rub Rail - Assy	29.37"	471588	Panel - Upper, R.H.	39.75"	473904	Panel - Upper, R.H. W/Air Door	39.75"
281520	Rub Rail - Assy	29.37"	471591	Rub Rail - Assy	12.18"	473921	Panel - Upper, R.H.	45.00"
281521	Assy - Condensor Door		471592	Rub Rail - Assy	2.00"	473922	Panel - Upper, L.H.	46.50"
281523	Rub Rail - Assy	27.50"	471612	Panel - Fender, Lower	13.93" X 10.70"	474187	Panel - Upper, R.H. W/Air Door	39.75"
281523	Rub Rail - Assy 27.50" 471534	44.75"	471613	Panel - L.H.	13.93" X 10.70"	474203	Panel - Front Junction Box	
281947	Assy - Condensor Door, W/Lock		471674	Panel R.H. / W/Lock & W/Plate Holder		474204	Panel - Upper	
283055	Engine Door - Assy R.H. w/Lock		471701	Panel R.H. / W/Lock & W/Plate Holder		474211	Panel - Upper, R.H.	83.81"
283056	Engine Door - Assy R.H. w/Lock		471703	Panel R.H. / W/Lock & W/Plate Holder		474212	Panel - Upper, R.H.	42.87"
283059	Engine Door - Assy L.H.		471709	Rub Rail - Assy	3.75"	480914	Rail Protector - SS, Black Treated	44.81"
284488	Rub Rail - Assy	44.12"	471741	Panel - L.H. / Up Piece W/110V	22" X 34.81"	480994	Rub Rail - Assy	53.50"
284488	Rub Rail - Assy	44.12"	471748	Panel - Front R.H. One Piece	22.00" X 34.18"	481003	Panel - Lower / S.B.	53"
284923	Assy - Radiator Door		471783	Panel - Upper, R.H.	39.75"	481036	Panel - Upper	53"
284927	Assy - Radiator Door w/Lock		471868	Panel - Upper, W/9 Rows 72 w/Lock		481489	Door - Assy / W/O Insulation	53"
285950	Rail Protector - SS, Black Treated	43.50"	471869	Panel - Upper W/7 Rows 80 w/Lock		482445	Panel - Upper	
410294	Bumper - Corner		471945	Panel - Upper, W/9 Rows 72		482446	Panel - Lower	
410300	Bumper - Corner		471947	Panel - Upper, W/9 Rows 72		483201	Panel - Upper	53"
410302	Bumper - Center Part W/Round Fog Light		471949	Panel - R.H. Forward, W/Light	31 1/8" X 27 3/16"	483202	Panel - Lower	53"
410304	Bumper - Center Part		471950	Panel - Rear L.H. w/Light	31 1/8" X 27 3/16"	483279	Evaporator Door - Assy	
410305	Bumper - Center Part		472006	Panel - Upper, W/12 Rows 43 w/Lock		483282	Assy - Condensor Door	
410338	Bumper - Center Part W/Rectangular Fog Light		472007	Panel - Upper, W/12 Rows 43		281497P	Front Service Door - Assy	
471103	Panel - Upper, R.H.	45.00"	472024	Panel R.H. / W/Lock & W/Plate Holder		281501P	Front Junction Box - Assy	
471104	Panel - Upper, L.H.	45.00"	472025	Panel R.H. / W/Lock & W/Plate Holder		281518PS	Rub Rail - Assy	42.62"
471115	Panel - Upper / S.S. (2 Pieces Only)		472256	Panel R.H. / W/Lock & W/Plate Holder		281518PS-CVR	Rub Rail - Assy	42.62"
471116	Panel - Lower		472479	Panel - L.H.		281520PS	Rub Rail - Assy	29.37"
471204	Panel - Lower		472480	Panel - R.H.		281520PS-CVR	Rub Rail - Assy	29.37"
471205	Panel - Upper, W/9 Rows 72		472487	Panel R.H. / W/Lock & W/Plate Holder		281523PS	Rub Rail - Assy	27.50"
471206	Panel - Lower, R.H.		472488	Panel R.H. / W/O Lock & W/Plate Holder		281523PS-CVR	Rub Rail - Assy	27.50"
471207	Panel - Upper W/7 Rows 80		472524	Panel - Center		281614P	Front Service Door - Assy	
471239	Panel - Upper, R.H.	72" x 30.12"	472552	Panel R.H. / W/O Lock & W/Plate Holder		282347P	Assy - Radiator Door w/Lock	
471240	Panel - Upper, R.H.	96" x 30.12"	472571	Panel - Upper		282462P	Assy - Radiator Door w/Lock	
471289	Panel - Upper, L.H.	72" x 30.12"	472572	Panel - Lower / Flat		282466P	Assy - Radiator Door w/Lock	
471290	Panel - Upper, L.H.	96" x 30.12"	472785	Panel - Upper, L.H.	87.50"	282468P	Assy - Radiator Door	
471437	Panel - Plain / Riveted		472789	Panel - Upper, L.H.	46.50"	283745P	Front Service Door - Assy	
471439	Panel - Front R.H. One Piece	22.00" X 34.18"	472821	Panel - Upper, W/12 Rows 43 w/Lock		284488PS	Rub Rail - Assy	44.12"
471440	Panel - R.H. One Piece	22.62" X 36.81"	472822	Panel - Upper, W/12 Rows 43		284488PS-CVR	Rub Rail - Assy	44.12"
471441	Panel - L.H. / One Piece	22" X 34.81"	472871	Panel - Upper, W/12 Rows 45 w/Lock		285950PS	Rub Rail - Assy	43.50"
471442	Panel - R.H. One Piece	22 5/8" X 36 13/16"	472883	Panel - Lower		285950PS-CVR	Rub Rail - Assy	43.50"
471443	Panel - Upper, R.H.	39.75"	472938	Panel - Upper, R.H.	39.75"	451184P	Assy - Condensor Door	
471444	Panel - Upper, R.H.	39.75"	473020	Panel - R.H.		471534PS	Rub Rail - Assy	44.75"
471445	Panel - R.H. Forward	31.21" X 27.18"	473108	Panel - Lower	4.73" X 8.34"	471534PS-CVR	Rub Rail - Assy	44.75"
471445	Panel - R.H. Forward	31 7/32" X 27 3/16"	473109	Panel - Front R.H. Forward	22.24" X 27.24"	471551PS	Rub Rail - Assy	1.50"
471446	Panel - One Piece, R.H.	22.25" X 35.06"	473110	Panel - Upper R.H. Backward	22.59" X 26.45"	471551PS-CVR	Rub Rail - Assy	1.50"
471447	Panel - Front R.H. One Piece	22.25" X 35.18"	473111	Panel - Lower	5.19" X 10.07"	471591PS	Rub Rail - Assy	12.18"
471448	Panel - Rear L.H.	31 1/8" X 27 3/16"	473112	Panel - Fender, Lower	13.93" X 10.51"	471591PS-CVR	Rub Rail - Assy	12.18"
471457	Panel - L.H.		473113	Panel - L.H.	13.93" X 10.51"	471592PS	Rub Rail - Assy	2.00"
471472	Assy - Fuel Door, R.H.		473114	Panel - Upper Piece, R.H.	22.24" X 27.24"	471592PS-CVR	Rub Rail - Assy	2.00"
471507	Panel - Upper W/2.22 Sqf Perforated	44.87"	473115	Panel - Lower Piece, R.H.	4.76" X 8.54"	471709PS	Rub Rail - Assy	3.75"
471508	Panel - Lower W/1.00 Sqf Perforated	44.87"	473117	Panel - Lower Piece	4.68" X 8.34"	471709PS-CVR	Rub Rail - Assy	3.75"
471513	Panel - Upper		473118	Panel - R.H. / Up Piece	22.63" X 27.24"	480914PS	Rub Rail - Assy	44.81"
471515	Panel - Lower		473119	Panel - Lower Piece	5.43" X 9.92"	480914PS-CVR	Rub Rail - Assy	44.81"
471517	Panel - Front Junction Box		473120	Panel - Rear L.H. Backward	20.74" X 27.24"	480985P	Evaporator Door - Assy	
471520	Finishing Post / "U" Shape, 2 Bag. Doors	1.5" X 36.37"	473125	Panel - Fender, Lower	3.26" X 8.54"	480994PS	Rub Rail - Assy	53.50"
471527	Panel - Upper		473127	Panel - L.H. / Up Piece	22" X 27.24"	480994PS-CVR	Rub Rail - Assy	53.50"
471528	Panel - Lower / Flat		473128	Panel - L.H. / Up Piece W/110V	22" X 27.24"	481037P	Door - Assy / W/Insulation	53"
471534	Rub Rail - Assy	44.75"	473323	Panel - Upper, L.H. & R.H.	96" x 30.12"	481903P	Evaporator Door - Assy	
471534	Rub Rail - Assy	44.75"	473365	Panel - Upper W/7 Rows 80 w/Lock		483200P	Door - Assy	53"
471551	Rub Rail - Assy	1.50"	473366	Panel - Upper W/7 Rows 80				
471574	Panel - R.H. "L" Shape / Front Of Cond. Door		473382	Panel - L.H. "L" Shape / Front Of Evap. Door	1 1/2" X 36 3/8"			
471575	Panel - L.H. "L" Shape / Front Of Evap. Door	1 1/2" X 36 3/8"	473383	Panel - R.H. "L" Shape / Front Of Cond. Door				
471582	Panel - L.H.		473394	Panel - Plain / Glued				

All listed parts are manufactured by IBP Industries to OEM specifications

# TERMS AND CONDITIONS OF SALE

## Pricing

All orders must total \$50.00 or more. Prices are subject to change without notice. Orders will be invoiced at the price in effect at the time of receipt of orders.

## Claims

If you receive damaged product from the carrier, you must make notation of damage with the carrier at time of receipt of product or you can refuse the entire shipment. Damage claims must be made within 10 days after receipt of product. IBP Industries, Inc. will not issue credit on any damaged product that has exceeded this ten day limit.

If you have been shorted items from your shipment, you must file a shortage claim within 2 days after receipt of product. IBP Industries, Inc. will not issue credit or reship product that has exceeded this two day limit.

## Warranty

The warranty period for each product starts on the date of original purchase. IBP Industries, Inc. warrants that on the date of original purchase this product will be free from defects in material or workmanship. If during the warranty period, this product is

found to be defective in material or workmanship, it will be repaired or exchanged at IBP Industries, Inc. option, with no additional product charge. Warranty does not include repair or exchange when a problem results from accident, disaster, misuse, abuse, non-IBP Industries, Inc. modification, improper installation, or normal wear and tear. For product not manufactured by IBP Industries, Inc., the warranty will match that of the original manufacturers. To obtain warranty service, you must during the warranty period, return the product, along with proof of original purchase, to IBP Industries, Inc. You must insure it or bear the risk of loss or damage in transit, prepay the shipping charges, and use the original shipping container or equivalent. IBP Industries, Inc. will pay return shipping charges within the contiguous forty-eight states.

## Product Returns

IBP Industries, Inc. will accept returned products under warranty or for credit within 30 days of product invoice date. Returns will not be accepted for special order product or custom made product. ALL RETURNS MUST HAVE A RETURN AUTHORIZATION NUMBER. To obtain a Return Authorization

Number, please contact our Customer Service Department at 800-468-5287. Returns after 30 days from invoice date are subject to a twenty-percent (20%) reconditioning and repackaging charge if necessary.

A copy of the packing list must accompany the returned product to ensure proper credit is issued. Product must be returned in the original packaging or its equivalent. You must insure the product or bear the risk of loss or damage in transit. IBP Industries, Inc. will not issue credit on lost or damaged product in transit to us.

Our objective in defining these procedures is both to provide better and more efficient service, and to ensure that all our customers are afforded fair treatment resulting from a defined and consistent policy.

**IBP Industries, Inc.  
2055 Sprint Boulevard  
Apopka, FL 32703**

## NOTES:

---



***To Order***

or for more information,  
contact our Customer Service Department

**800.468.5287**  
**[info@ibpindustries.com](mailto:info@ibpindustries.com)**

**[www.ibpindustries.com](http://www.ibpindustries.com)**